


Parts Catalog

Mazda MX-5 MIATA
U.S.A.
(94)



HAS***-500001-600000

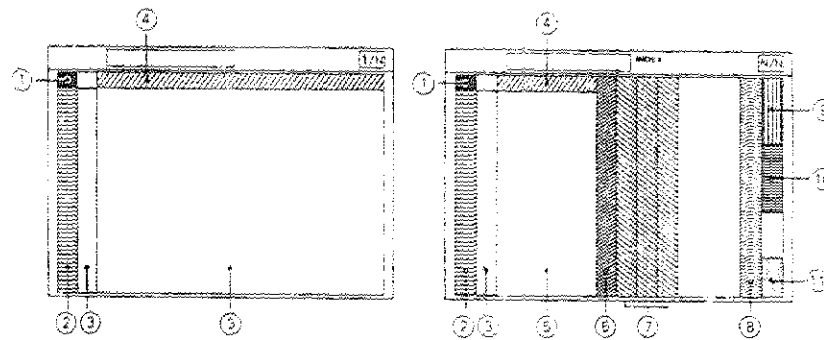
Apr. '95 (FINAL)
Catalog No. AU-NA04-03

mazda

© 1995 Mazda Motor Corporation

LAYOUT OF CONTENTS / DISPOSITION TYPOGRAPHIQUE DE CONTENU / DISPOSICION DEL CONTENIDO / ANORDNUNG DES INHALTS

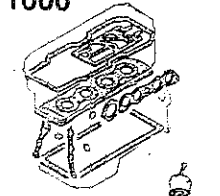
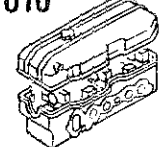
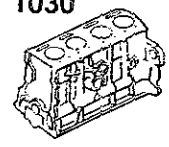
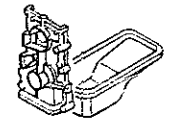



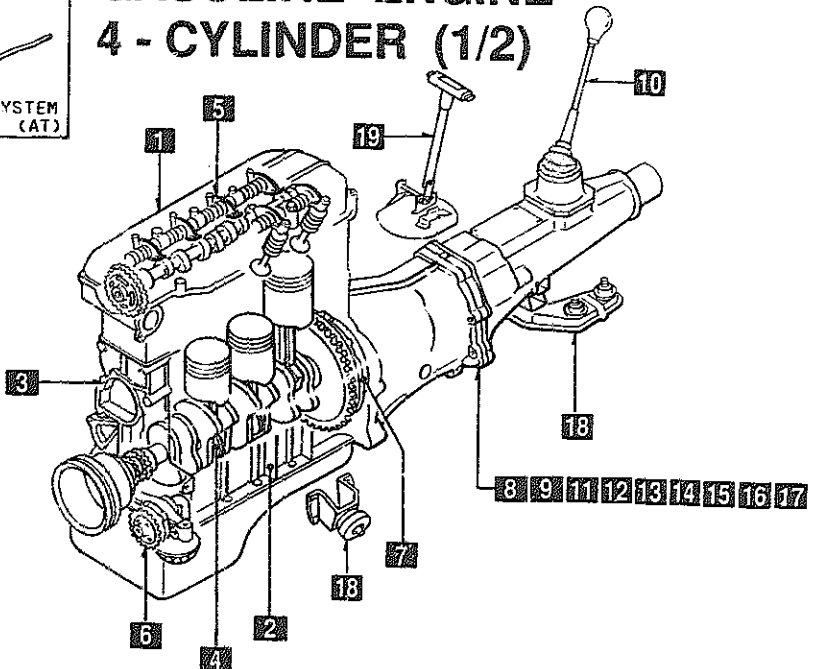
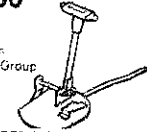
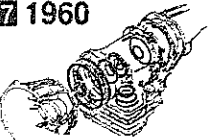
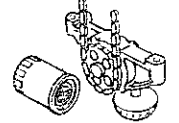

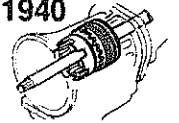
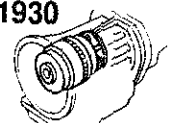



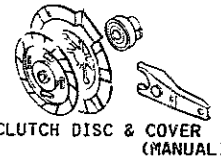
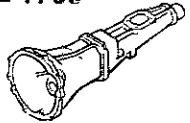
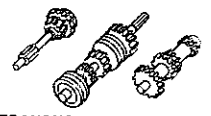
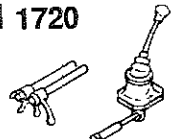
- The following is a typical example of the layout of contents of Mazda microfilm parts catalog.
- Voici un exemple typique de la disposition typographique de contenu dans les microfiches du catalogue des pièces de Mazda.
- El siguiente es un ejemplo típico de la disposición del contenido en una microficha del catálogo de repuestos de Mazda.
- Folgendes ist ein typisches Beispiel der Inhaltsanordnung des Mazda-Mikrofiche-Teilekatalogs.



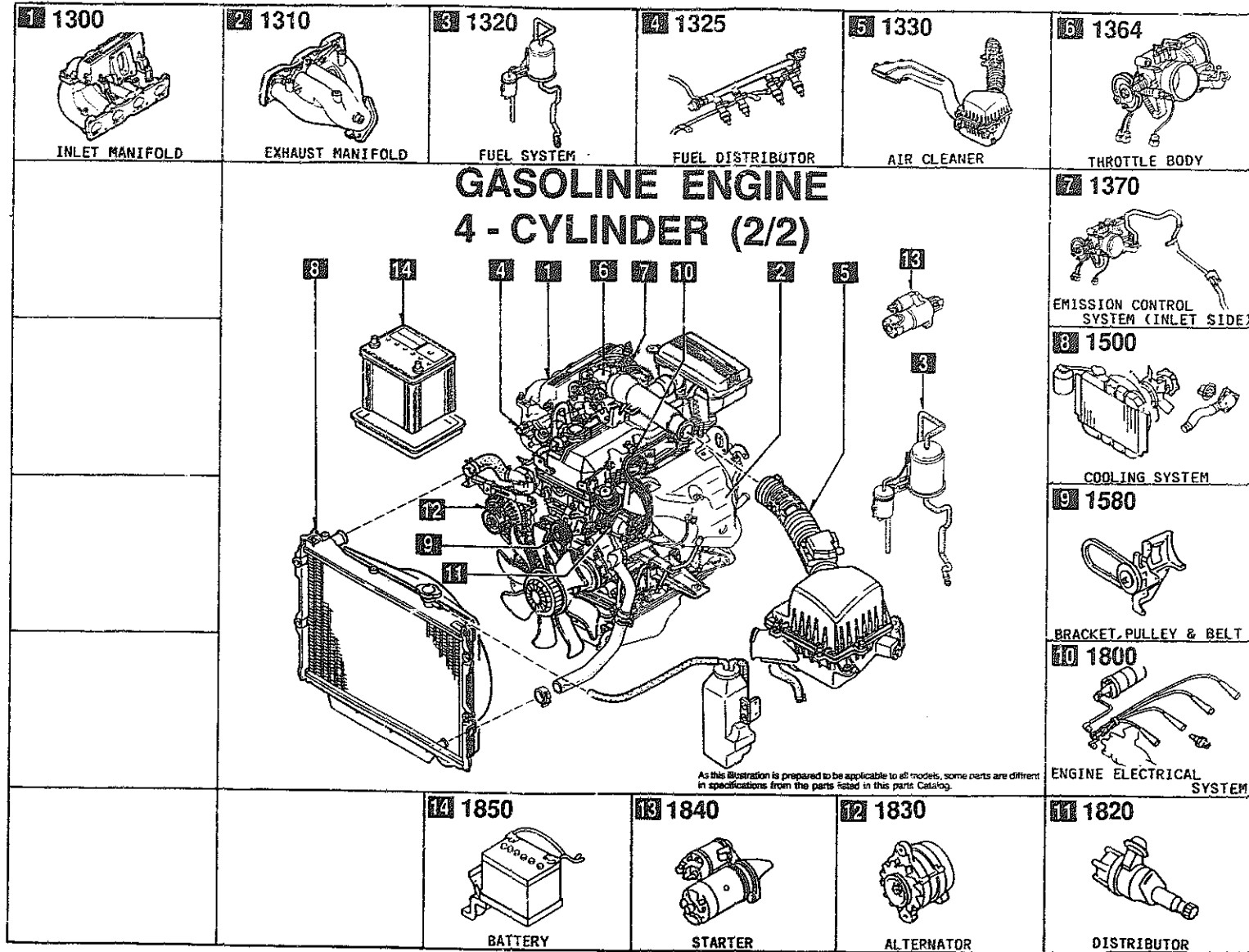
Remark: The terms listed under ④ have been deleted from each fiche since Dec. '93

- | | | |
|--|---|---|
| ① • Layout of contents
• Disposition Typographique de Contenu
• Disposición del contenido
• Anordnung des Inhalts | ② • Pictorial Index
• Index par Schémas
• Índice Gráfico
• Illustrierter Index | ③ • Master Section No. Index
• Index des Numéros des Sections Totale
• Índice del Número de la Sección Maestra
• Hauptabschnittsnummer-Index |
| ④ • Section No. Index for the Column
• Index des Numéros des Sections pour les Colonnes
• N° de la Sección para el Índice
• Abschnittsnummer-Index für die Spalte | ⑤ • Illustration & Text
• Illustrations et Texte
• Ilustración y Texto
• Abbildung und Text | ⑥ • Part No. Index
• Index des Numéros des Pièces
• Índice del N° de Pieza
• Teile-Nr.-Index |
| ⑦ • Alphabetical Index
• Index Alphabétique
• Índice Alfabético
• Alphabetischer Index | ⑧ • Model Identification
• Identification des Modèles
• Identificación del Modelo
• Modell-Kennzeichnung | ⑨ • Vehicle Identification System
• Système d'identification de Véhicule
• Sistema de Identificación de Vehículo
• Fahrzeug-Identifikations-system |

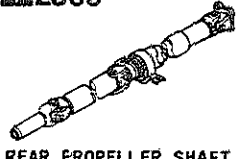
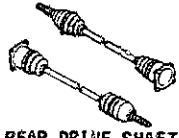





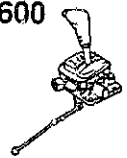
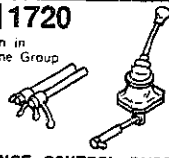
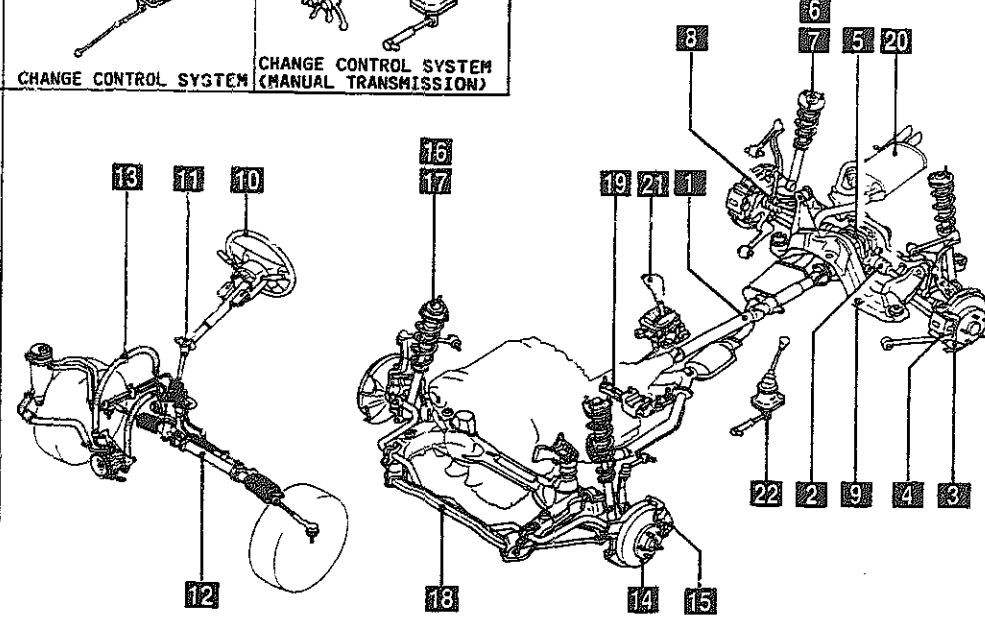
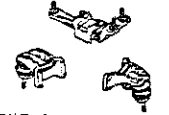


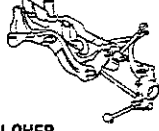
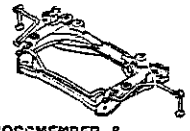

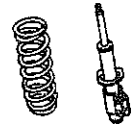

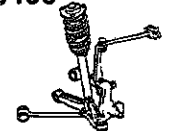

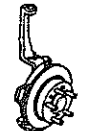
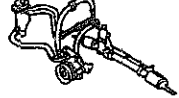


PICTORIAL INDEX

<p>1000</p>  <p>ENGINE & GASKET SETS</p>	<p>1010</p>  <p>CYLINDER HEAD & COVER</p>	<p>1030</p>  <p>CYLINDER BLOCK</p>	<p>1040</p>  <p>OIL PAN & TIMING COVER</p>	<p>1100</p>  <p>PISTON, CRANKSHAFT & FLYWHEEL</p>	<p>1200</p>  <p>VALVE SYSTEM</p>
<p>13 3900</p>  <p>ENGINE & T/MISSION MOUNTINGS</p>	<p>GASOLINE ENGINE 4 - CYLINDER (1/2)</p> 				<p>14 4600</p> <p>Given in Chassis Group</p>  <p>CHANGE CONTROL SYSTEM (AT)</p>
<p>17 1960</p>  <p>GASKET & SEAL KIT (AUTOMATIC)</p>	<p><small>As this illustration is prepared to be applicable to all models, some parts are different in specifications from parts listed in this parts Catalog.</small></p>				<p>6 1400</p>  <p>OIL PUMP & FILTER</p>
<p>16 1950</p>  <p>MANUAL LINKAGE SYSTEM (AUTOMATIC)</p>	<p>15 1940</p>  <p>GOVERNOR, LOW & REVERSE PISTON (AUTOMATIC)</p>	<p>14 1930</p>  <p>CLUTCHES & PLANETARY GEARS (AUTOMATIC)</p>	<p>13 1925</p>  <p>CONTROL VALVE (AUTOMATIC)</p>	<p>12 1920</p>  <p>TRANSMISSION CASE & MAIN CONTROL SYSTEM (AUTOMATIC)</p>	<p>11 1910</p>  <p>TORQUE CONVERTER, OIL PUMP & PIPINGS (AUTOMATIC)</p>
				<p>7 1600</p>  <p>CLUTCH DISC & COVER (MANUAL)</p>	<p>8 1700</p>  <p>TRANSMISSION CASE (MANUAL)</p>
				<p>9 1710</p>  <p>TRANSMISSION GEARS (MANUAL)</p>	<p>10 1720</p>  <p>CHANGE CONTROL SYSTEM (MANUAL)</p>



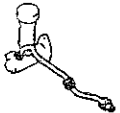

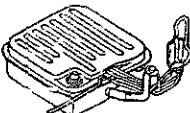
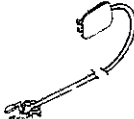
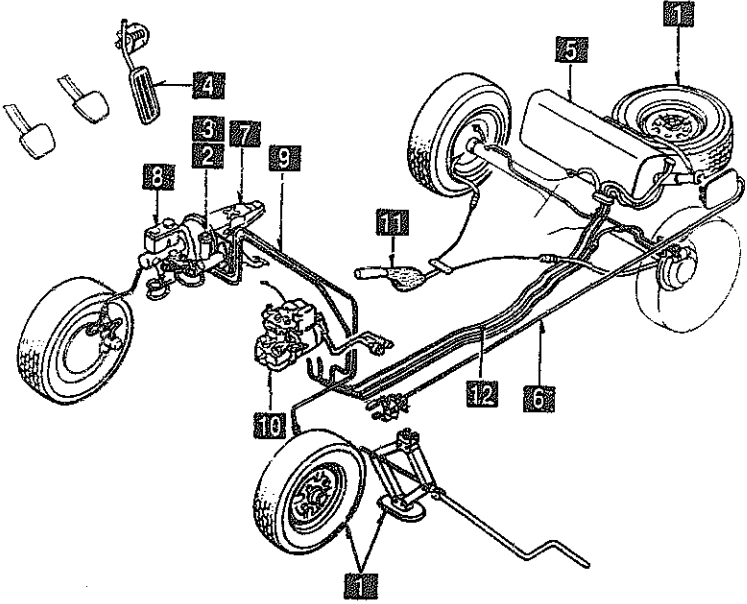
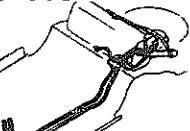
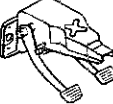
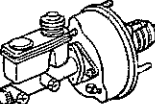



PICTORIAL INDEX





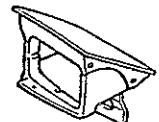
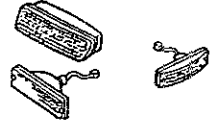

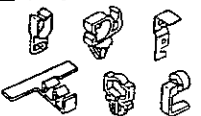
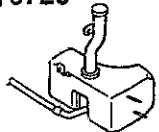
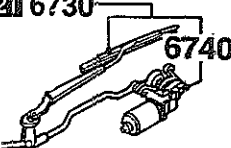
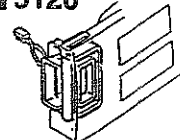

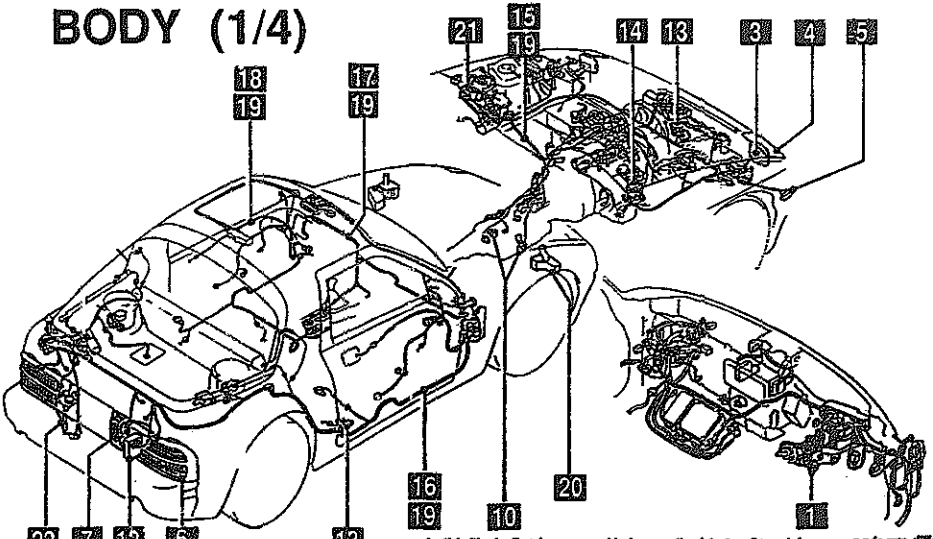
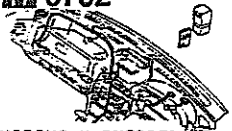

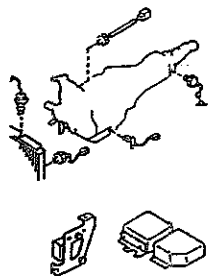

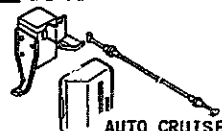


PICTORIAL INDEX

<p>1 2505</p>  <p>REAR PROPELLER SHAFT</p>	<p>2 2550</p>  <p>REAR DRIVE SHAFT</p>	<p>3 2600</p>  <p>REAR AXLE</p>	<p>4 2610</p>  <p>REAR BRAKE MECHANISMS</p>	<p>5 2710</p>  <p>REAR DIFFERENTIALS</p>	<p>6 2800</p>  <p>REAR SUSPENSION MECHANISMS</p>
<p>20 4000</p>  <p>EXHAUST SYSTEM</p>	<p>21 4600</p>  <p>CHANGE CONTROL SYSTEM</p>	<p>22 1720 Given in Engine Group</p>  <p>CHANGE CONTROL SYSTEM (MANUAL TRANSMISSION)</p>		<h2 style="margin: 0;">CHASSIS (1/2)</h2>  <p style="font-size: small; text-align: center;">As this illustration is prepared to be applicable to all models, some parts are different in specifications from parts listed in this parts Catalog.</p>	
<p>19 3900</p>  <p>ENGINE & T/MISSION MOUNTINGS</p>			<p>7 2801</p>  <p>REAR SPRING & DAMPER</p>	<p>8 2810</p>  <p>REAR STABILIZER</p>	<p>9 2830</p>  <p>REAR LOWER ARMS & SUB FRAME</p>
<p>18 3410</p>  <p>CROSSMEMBER & STABILIZER</p>			<p>10 3200</p>  <p>STEERING WHEEL</p>		
<p>17 3401</p>  <p>FRONT SPRING & DAMPER</p>			<p>11 3210</p>  <p>STEERING COLUMN & SHAFTS</p>		
<p>16 3400</p>  <p>FRONT SUSPENSION MECHANISMS</p>	<p>15 3310</p>  <p>FRONT BRAKE MECHANISMS</p>	<p>14 3300</p>  <p>FRONT AXLE</p>	<p>13 3240</p>  <p>POWER STEERING SYSTEM (FRONT)</p>	<p>12 3220</p>  <p>STEERING GEAR</p>	<p>11 3210</p>  <p>STEERING COLUMN & SHAFTS</p>

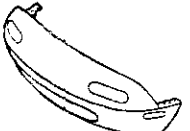

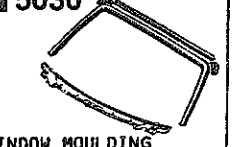

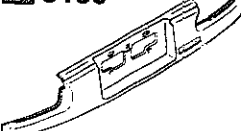
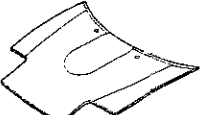
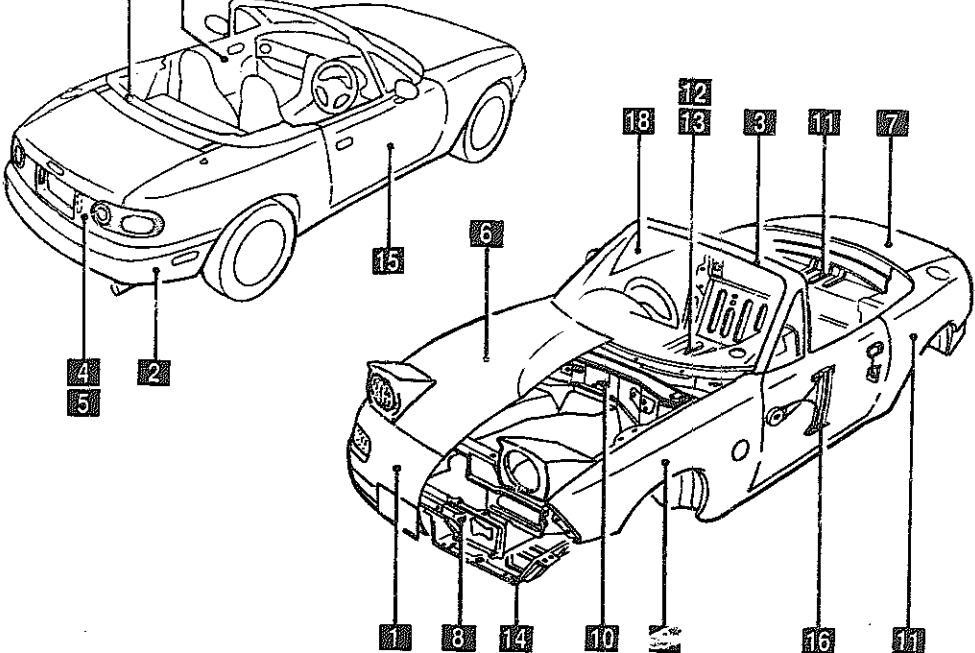



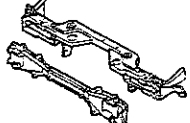


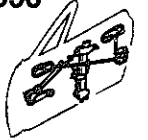
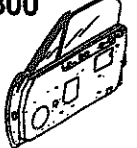



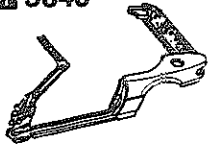
PICTORIAL INDEX

1 3700  TIRES & JACK	2 4140  CLUTCH RELEASE & MASTER CYLINDERS	3 4145  CLUTCH PIPINGS	4 4160  ACCELERATOR CONTROL SYSTEM	5 4200  FUEL TANK	6 4210  FUEL LID OPENER
<h3 style="margin: 0;">CHASSIS (2/2)</h3> 					
As this illustration is prepared to be applicable to all models, some parts are different in specifications from parts listed in this parts Catalog.					
				12 4500  FUEL PIPINGS	7 4300  CLUTCH & BRAKE PEDALS
					8 4340  BRAKE MASTER CYLINDER & POWER BRAKE
					9 4360  BRAKE PIPINGS
					10 4370  ANTILOCK BRAKE SYSTEM
					11 4400  PARKING BRAKE SYSTEM

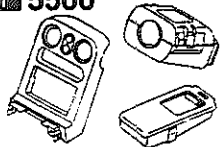



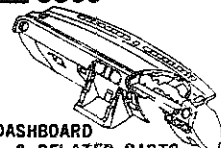
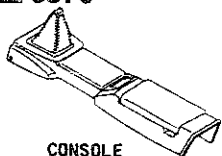
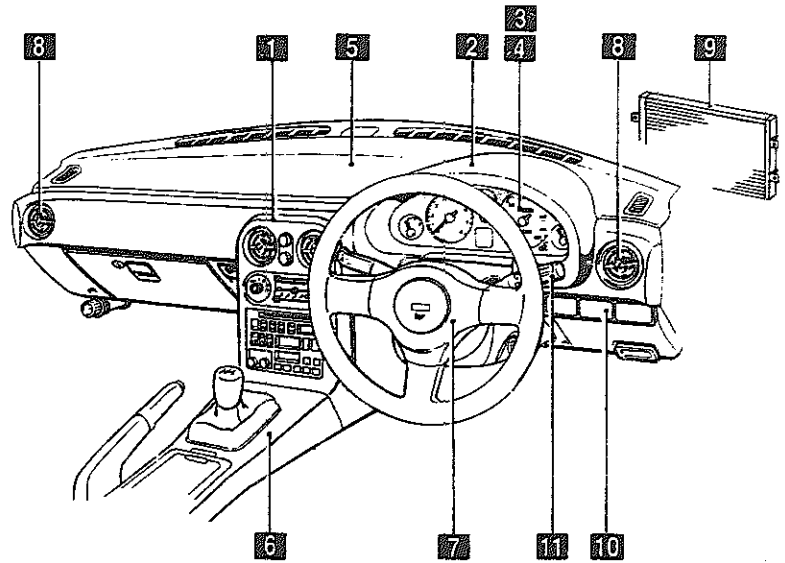
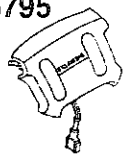
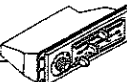
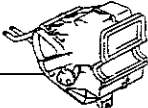


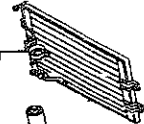

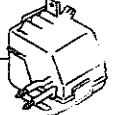

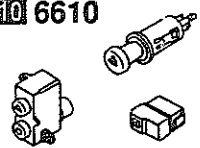
PICTORIAL INDEX

<p>1 0900</p>  <p>KEY SETS</p>	<p>2</p>	<p>3 5100</p>  <p>HEAD LAMPS</p>	<p>4 5103</p>  <p>HEAD LAMP RETRACTORS</p>	<p>5 5105</p>  <p>FRONT COMBINATION LAMPS</p>	<p>6 5110</p>  <p>REAR COMBINATION LAMPS</p>
<p>19 6704</p>  <p>WIRING HARNESS CLAMPS</p>	<p>20 6720</p>  <p>WINDSHIELD WASHER</p>	<p>21 6730</p>  <p>WINDSHIELD WIPERS</p>			<p>7 5120</p>  <p>LICENSE LAMPS</p>
<p>18 6703</p>  <p>WIRING HARNESSSES (DOOR, FLOOR/CEILING)</p>	<p>BODY (1/4)</p>  <p style="font-size: small; text-align: center;">As this illustration is prepared to be applicable to all models, some parts are different in specifications from parts listed in this parts Catalog.</p>				<p>8</p>
<p>17 6702</p>  <p>WIRING HARNESSSES (DASHBOARD)</p>					<p>9</p>
<p>16 6700</p>  <p>WIRING HARNESSSES (FRONT & REAR)</p>					<p>10 6600</p>  <p>SWITCHES & RELAYS (ENGINE)</p>
<p>15 6701</p>  <p>WIRING HARNESSSES (ENGINE & TRANSMISSION)</p>	<p>14 6640</p>  <p>AUTO CRUISE CONTROL SYSTEM</p>	<p>13 6635</p>  <p>DOOR SWITCH & HORNS</p>	<p>12 6630</p>  <p>RELAYS & UNIT (BODY)</p>	<p>11</p>	

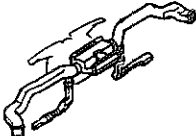


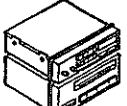
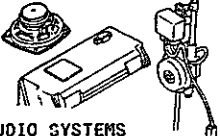

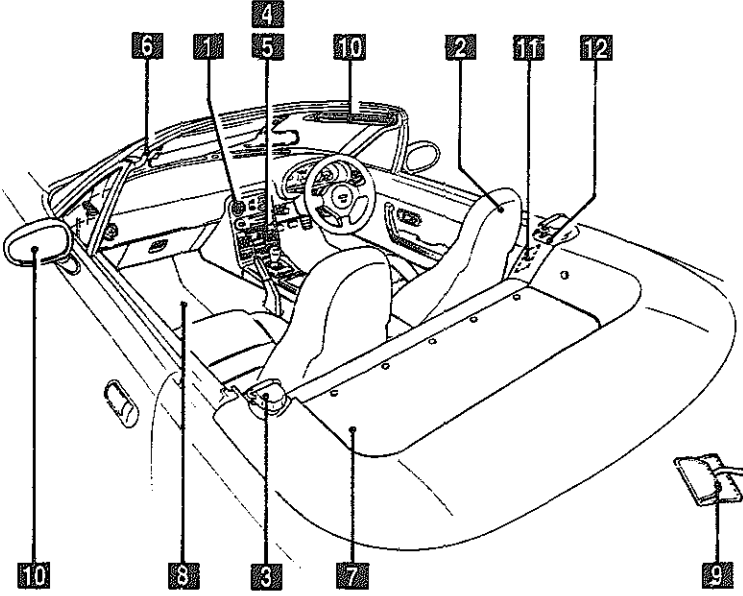
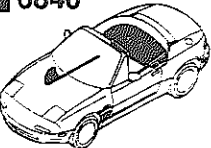
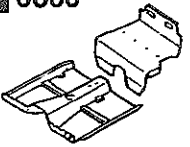

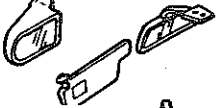


PICTORIAL INDEX

1 5000  FRONT BUMPER	2 5010  REAR BUMPER	3 5030  WINDOW MOULDING & COWL GRILLES	4 5170  ORNAMENTS	5 5180  REAR FINISHER	6 5230  BONNET
<h3 style="margin: 0;">BODY (2/4)</h3> 					
19 6330  SUNROOF					7 5260  TRUNK LID
18 6300  WINDOW GLASSES					8 5310  FRONT PANELS
17 5840  FRONT DOOR TRIMS & RELATED PARTS					9 5320  FENDER & WHEEL APRON PANELS
16 5830  FRONT DOOR MECHANISMS	15 5800  FRONT DOORS	14 5390  FLOOR ATTACHMENTS	13 5380  FLOOR ATTACHMENTS (HOLE COVERS)	12 5370  FLOOR PANELS	11 5340  SIDE PANELS

PICTORIAL INDEX

<p>1 5500</p>  <p>DASHBOARD EQUIPMENTS</p>	<p>2 5520</p>  <p>METER HOOD</p>	<p>3 5530</p>  <p>SPEEDOMETER CABLE</p>	<p>4 5540</p>  <p>METER COMPONENTS</p>	<p>5 5560</p>  <p>DASHBOARD & RELATED PARTS</p>	<p>6 5570</p>  <p>CONSOLE</p>
<h3 style="margin: 0;">BODY (3/4)</h3>					
					
<p>7 5795</p>  <p>AIR BAG</p>					
<p>8</p> <p>6115 </p> <p>6110 </p> <p>6100 </p> <p>6120 </p> <p>HEATER</p>					
<p>9</p> <p>6130 </p> <p>6140 </p> <p>6150 </p> <p>AIR CONDITIONER</p>					
<p>11 6611</p>  <p>COMBINATION SWITCH</p>			<p>10 6610</p>  <p>DASHBOARD SWITCHES</p>		

PICTORIAL INDEX

1 5580  VENTILATOR	2 5700  SEATS	3 5790  SEAT BELTS	4 6680  AUDIO SYSTEMS (RADIO & TAPE DECK)	5 6682  AUDIO SYSTEMS (ANTENNA & SPEAKER)	6 6820  FRONT HEADER TRIM & PILLAR TRIMS
<h3 style="margin: 0;">BODY (4/4)</h3> 					
					7 6840  TRIMS & SCUFF PLATES
					8 6860  FLOOR MATS & PADS
					9 6870  SERVICE TOOLS
					10 6900  VISORS, ASSIST HANDLES & MIRRORS
				12 7250  QUARTER WINDOW & TRIMS	11 6930  CAUTION PLATES & LABELS

As this illustration is prepared to be applicable to all models, some parts are different in specifications from parts listed in this parts Catalog.

SECTION NAME INDEX (ENGINE)

LD.NO	SEC.NO	SECTION NAME	LD.NO	SEC.NO	SECTION NAME	LD.NO	SEC.NO	SECTION NAME
1-C03	1000	ENGINE & GASKET SETS	1-M09	1960	GASKET & SEAL KIT (AUTOMATIC)			
1-E03	1010	CYLINDER HEAD & COVER						
1-H03	1030	CYLINDER BLOCK						
1-I03	1040	OIL PAN & TIMING COVER						
1-K03	1100	PISTON, CRANKSHAFT & FLYWHEEL						
1-N03	1200	VALVE SYSTEM						
1-D04	1300	INLET MANIFOLD						
1-E04	1310	EXHAUST MANIFOLD						
1-F04	1320	FUEL SYSTEM						
1-H04	1325	FUEL DISTRIBUTOR						
1-I04	1330	AIR CLEANER						
1-K04	1364	THROTTLE BODY						
1-L04	1370	EMISSION CONTROL SYSTEM (INLET SIDE)						
1-N04	1400	OIL PUMP & FILTER						
1-D05	1500	COOLING SYSTEM						
1-G05	1580	BRACKET, PULLEY & BELT						
1-C06	1600	CLUTCH DISC & COVER (MANUAL)						
1-D06	1700	TRANSMISSION CASE (MANUAL)						
1-E06	1710	TRANSMISSION GEARS (MANUAL)						
1-J06	1720	CHANGE CONTROL SYSTEM (MANUAL)						
1-M06	1800	ENGINE ELECTRICAL SYSTEM						
1-C07	1830	ALTERNATOR						
1-E07	1840	STARTER (MT)						
1-G07	1840 A	STARTER (AT)						
1-I07	1850	BATTERY						
1-J07	1910	TORQUE CONVERTER, OIL PUMP & PIPINGS (AUTOMATIC)						
1-M07	1920	TRANSMISSION CASE & MAIN CONTROL SYSTEM (AUTOMATIC)						
1-F08	1925	CONTROL VALVE (AUTOMATIC)						
1-M08	1930	CLUTCHES & PLANETARY GEARS (AUTOMATIC)						
1-H09	1940	GOVERNOR, LOW & REVERSE PISTON (AUTOMATIC)						
1-K09	1950	MANUAL LINKAGE SYSTEM (AUTOMATIC)						

CATLOG-NO= AUNA04-03

DATE. 1995-04

PAGE. 1

SECTION NAME INDEX (CHASSIS)

LO.NO	SEC.NO	SECTION NAME	LO.NO	SEC.NO	SECTION NAME	LO.NO	SEC.NO	SECTION NAME
1-C11	2505	REAR PROPELLER SHAFT	1-C15	4300A	BRAKE PEDALS (AUTOMATIC TRANSMISSION)			
1-D11	2550	REAR DRIVE SHAFT	1-E15	4340	BRAKE MASTER CYLINDER & POWER BRAKE (W/O ANTI LOCK BRAKE SYSTEM)			
1-E11	2600	REAR AXLE	1-G15	4340 A	BRAKE MASTER CYLINDER & POWER BRAKE (ANTI LOCK BRAKE SYSTEM)			
1-F11	2610	REAR BRAKE MECHANISMS	1-I15	4360	BRAKE PIPINGS (W/O ANTI LOCK BRAKE SYSTEM)			
1-H11	2710	REAR DIFFERENTIALS (NORMAL DIFF.)	1-K15	4360 A	BRAKE PIPINGS (ANTI LOCK BRAKE SYSTEM)			
1-L11	2710 A	REAR DIFFERENTIALS (LIMITED SLIP DIFF.)	1-M15	4370	ANTILOCK BRAKE SYSTEM			
1-C12	2800	REAR SUSPENSION MECHANISMS	1-C13	4400	PARKING BRAKE SYSTEM			
1-D12	2801	REAR SPRING & DAMPER	1-E16	4500	FUEL PIPINGS			
1-E12	2810	REAR STABILIZER	1-G16	4600	CHANGE CONTRL. SYSTEM (AT)			
1-F12	2830	REAR LOWER ARMS & SUB FRAME						
1-H12	3200	STEERING WHEEL						
1-I12	3210	STEERING COLUMN & SHAFTS						
1-J12	3220	STEERING GEAR (W/O POWER STEERING)						
1-L12	3220 A	STEERING GEAR (W/ POWER STEERING)						
1-C13	3240	POWER STEERING SYSTEM						
1-E13	3300	FRONT AXLE (W/O ANTI LOCK BRAKE SYSTEM)						
1-F13	3300 A	FRONT AXLE (ANTI LOCK BRAKE SYSTEM)						
1-G13	3310	FRONT BRAKE MECHANISMS						
1-H13	3400	FRONT SUSPENSION MECHANISMS						
1-J13	3401	FRONT SPRING & DAMPER						
1-K13	3410	CROSSMEMBER & STABILIZER						
1-L13	3700	TIRES & JACK						
1-C14	3900	ENGINE & TRANSMISSION MOUNTINGS						
1-D14	4000	EXHAUST SYSTEM						
1-E14	4140	CLUTCH RELEASE & MASTER CYLINDERS (MANUAL TRANSMISSION)						
1-F14	4145	CLUTCH PIPINGS (MANUAL TRANSMISSION)						
1-G14	4160	ACCELERATOR CONTROL SYSTEM						
1-H14	4200	FUEL TANK						
1-K14	4210	FUEL LID OPENER						
1-L14	4300	CLUTCH & BRAKE PEDALS (MANUAL TRANSMISSION)						

SECTION NAME INDEX (BODY)

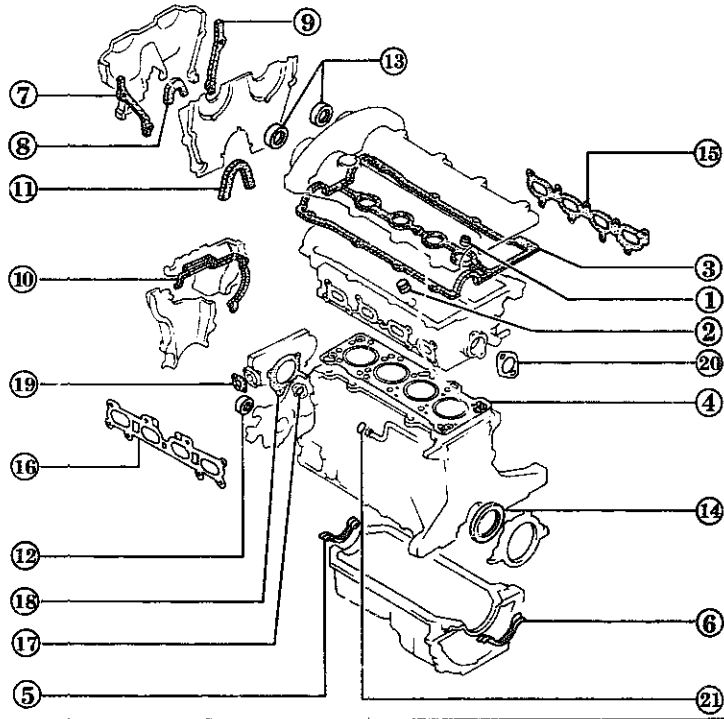
LD.NO	SEC.NO	SECTION NAME	LD.NO	SEC.NO	SECTION NAME	LD.NO	SEC.NO	SECTION NAME
2-C03	0900	KEY SETS	2-D11	6110	HEATER UNIT COMPONENTS	2-G16	6930	CAUTION PLATES & LABELS
2-E03	5000	FRONT BUMPER	2-E11	6115	HEATER CONTROLS COMPONENTS	2-I16	7250	QUARTER WINDOW & TRIMS
2-H03	5010	REAR BUMPER	2-F11	6120	HEATER BLOWER COMPONENTS			
2-J03	5030	WINDOW MOULDING & COWL GRILLES	2-G11	6130	AIR CONDITIONER			
2-K03	5100	HEAD LAMPS	2-K11	6140	COMPRESSOR COMPONENTS (AIR CONDITIONER)			
2-L03	5103	HEAD LAMP RETRACTORS	2-M11	6150	COOLING UNIT (AIR CONDITIONER)			
2-C04	5105	FRONT COMBINATION LAMPS	2-N11	6300	WINDOW GLASSES			
2-E04	5110	REAR COMBINATION LAMPS	2-C12	6330	SUNROOF			
2-H04	5120	LICENSE LAMPS	2-N12	6600	SWITCHES & RELAYS (ENGINE)			
2-I04	5170	ORNAMENTS	2-E13	6610	DASHBOARD SWITCHES			
2-J04	5180	REAR FINISHER	2-F13	6611	COMBINATION SWITCH			
2-K04	5230	BONNET	2-G13	6630	RELAYS & UNIT (BODY)			
2-M04	5260	TRUNK LID	2-I13	6635	DOOR SWITCH & HORNS			
2-N04	5310	FRONT PANELS	2-J13	6640	AUTO CRUISE CONTROL SYSTEM			
2-C05	5320	FENDER & WHEEL APRON PANELS	2-K13	6680	AUDIO SYSTEMS (RADIO & TAPE DECK)			
2-E05	5330	DASH & COWL PANELS	2-D14	6682	AUDIO SYSTEMS (ANTENNA & SPEAKER)			
2-F05	5340	SIDE PANELS	2-G14	6700	WIRING HARNESES(FRONT & REAR)			
2-K05	5370	FLOOR PANELS	2-I14	6701	WIRING HARNESES(ENGINE & TRANSMISSION)			
2-N05	5380	FLOOR ATTACHMENTS (HOLE COVERS)	2-J14	6702	WIRING HARNESES(DASHBOARD)			
2-C06	5390	FLOOR ATTACHMENTS	2-K14	6703	WIRING HARNESES(DOOR,FLOOR/CETILING)			
2-C07	5500	DASHBOARD EQUIPMENTS	2-L14	6704	WIRING HARNESS CLAMPS			
2-E07	5520	METER HOOD	2-C15	6720	WINDSHIELD WASHER (W/O ANTI LOCK BRAKE SYSTEM)			
2-F07	5530	SPEEDOMETER CABLE	2-E15	6720 A	WINDSHIELD WASHER (ANTI LOCK BRAKE SYSTEM)			
2-G07	5540	METER COMPONENTS	2-H15	6730	WINDSHIELD WIPERS			
2-I07	5560	DASHBOARD & RELATED PARTS	2-J15	6740	WIPER MOTOR COMPONENTS(FRONT)			
2-L07	5570	CONSOLE	2-K15	6820	FRONT HEADER TRIM & PILLAR TRIMS			
2-C08	5580	VENTILATOR	2-L15	6840	TRIMS & SCUFF PLATES			
2-E08	5700	SEATS	2-N15	6860	FLOOR MATS & PADS			
2-F08	5790	SEAT BELTS	2-D16	6870	SERVICE TOOLS			
2-G09	5795	AIR BAG	2-E16	6900	VISORS,ASSIST HANDLES & MIRRORS			
2-J09	5800	FRONT DOORS						
2-M09	5830	FRONT DOOR MECHANISMS						
2-E10	5840	FRONT DOOR TRIMS & RELATED PARTS						
2-C11	6100	HEATER						

10-271S

- 1- SEAL, VALVE..... (8)
- 2- SEAL, VALVE..... (8)
- 3- GASKET, HEAD COVER..... (1)
- 4- GASKET, CYLINDER HEAD..... (1)
- 5- GASKET, OIL PAN..... (1)
- 6- GASKET, OIL PAN..... (1)
- 7- GASKET (L)..... (1)
- 8- GASKET (INN), TIMING BELT (L)..... (1)
- 9- GASKET (C), TIMING BFLT (L)..... (1)
- 10- GASKET, T. BELT, COVER-C..... (1)
- 11- RUBBER SEAL-SEAL PLATE..... (1)
- 12- SEAL, OIL..... (2)
- 13- SEAL, OIL..... (2)
- 14- SEAL, OIL..... (1)
- 15- GASKET, IN. MANIFOLD..... (1)
- 16- GASKET, EX. MANIFOLD..... (1)
- 17- RING, O..... (1)
- 18- GASKET, WATER PUMP..... (1)
- 19- GASKET, W. PUMP INLET..... (1)
- 20- GASKET, THERMOSTAT COVER..... (1)
- 21- RING, O..... (1)

10-235S

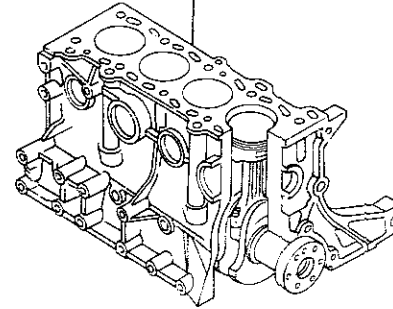
- 1- SEAL, VALVE..... (8)
- 2- SEAL, VALVE..... (8)
- 3- GASKET, HEAD COVER..... (1)
- 4- GASKET, CYLINDER HEAD..... (1)
- 12- SEAL, OIL..... (1)
- 13- SEAL, OIL..... (2)
- 15- GASKET, IN. MANIFOLD..... (1)
- 16- GASKET, EX. MANIFOLD..... (1)
- 20- GASKET, THERMOSTAT COVER..... (1)



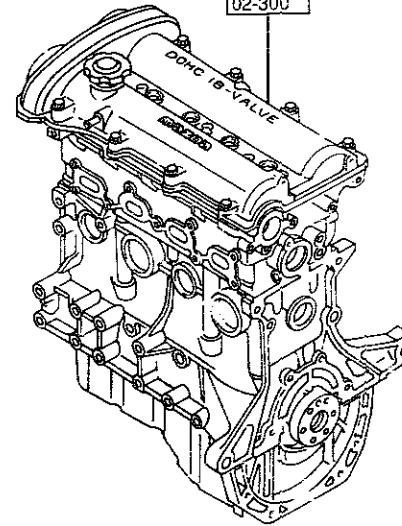
AUNA04



23-800



02-300



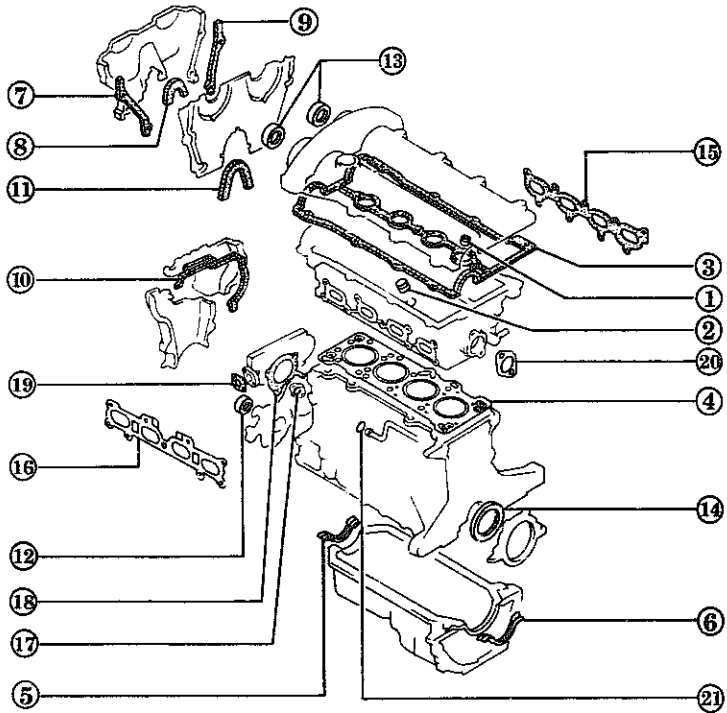
AUNA04

10-271S

10-235S

- 1-SEAL VALVE (8)
- 2-SEAL VALVE (8)
- 3-GASKET, HEAD COVER (1)
- 4-GASKET, CYLINDER HEAD (1)
- 5-GASKET, OIL PAN (1)
- 6-GASKET, OIL PAN (1)
- 7-GASKET (L) (1)
- 8-GASKET (INN), TIMING BELT (L) (1)
- 9-GASKET (C), TIMING BELT (L) (1)
- 10-GASKET, T. BELT, COVER-C (1)
- 11-RUBBER SEAL-SEAL PLATE (1)
- 12-SEAL OIL (1)
- 13-SEAL OIL (2)
- 14-SEAL OIL (1)
- 15-GASKET, IN. MANIFOLD (1)
- 16-GASKET, EX. MANIFOLD (1)
- 17-RING, O (1)
- 18-GASKET, WATER PUMP (1)
- 19-GASKET, W. PUMP INLET (1)
- 20-GASKET, THERMOSTAT COVER (1)
- 21-RING, O (1)

- 1-SEAL VALVE (8)
- 2-SEAL VALVE (8)
- 3-GASKET, HEAD COVER (1)
- 4-GASKET, CYLINDER HEAD (1)
- 12-SEAL OIL (1)
- 13-SEAL OIL (2)
- 15-GASKET, IN. MANIFOLD (1)
- 16-GASKET, EX. MANIFOLD (1)
- 20-GASKET, THERMOSTAT COVER (1)

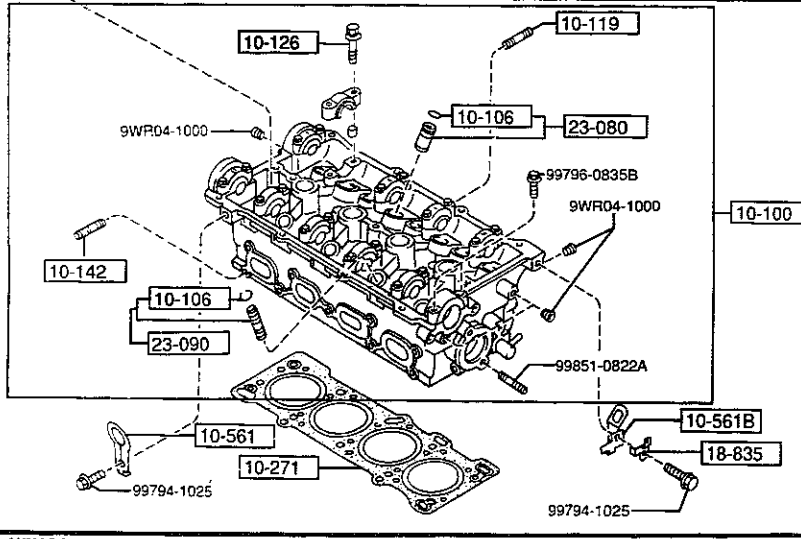
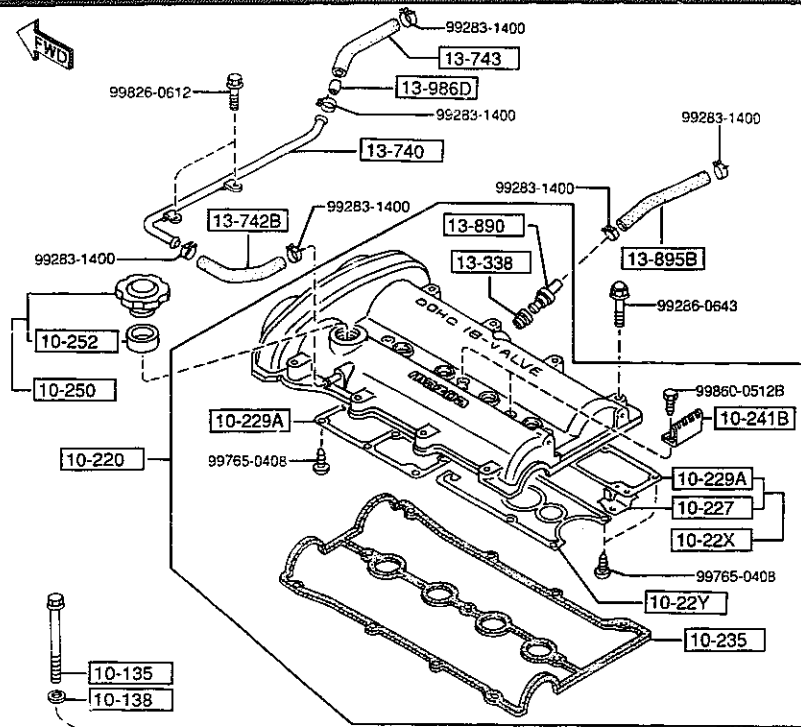


PART NO.	QTY	MODEL/RESTRICTION	MODEL/RESTRICTION	MODEL/RESTRICTION	MODEL/RESTRICTION
02-300		ENGINE, PARTIAL			
BPE8-02-300	1				4106-
10-235S		GASKET SET, CYL. HEAD			
BANZ-10-235	1				
10-271S		GASKET SET, ENGINE			
BANZ-10-271	1				
23-800		ENGINE, SHORT			
BPF1-02-200 AN(BPF1-02-200A)	1				-3B01
BPF1-02-200A	1				3B01-

3B01 NA3***-505807
4106 NA3***-509503

1010 -1 CYLINDER HEAD & COVER

1010 CYLINDER HEAD & COVER



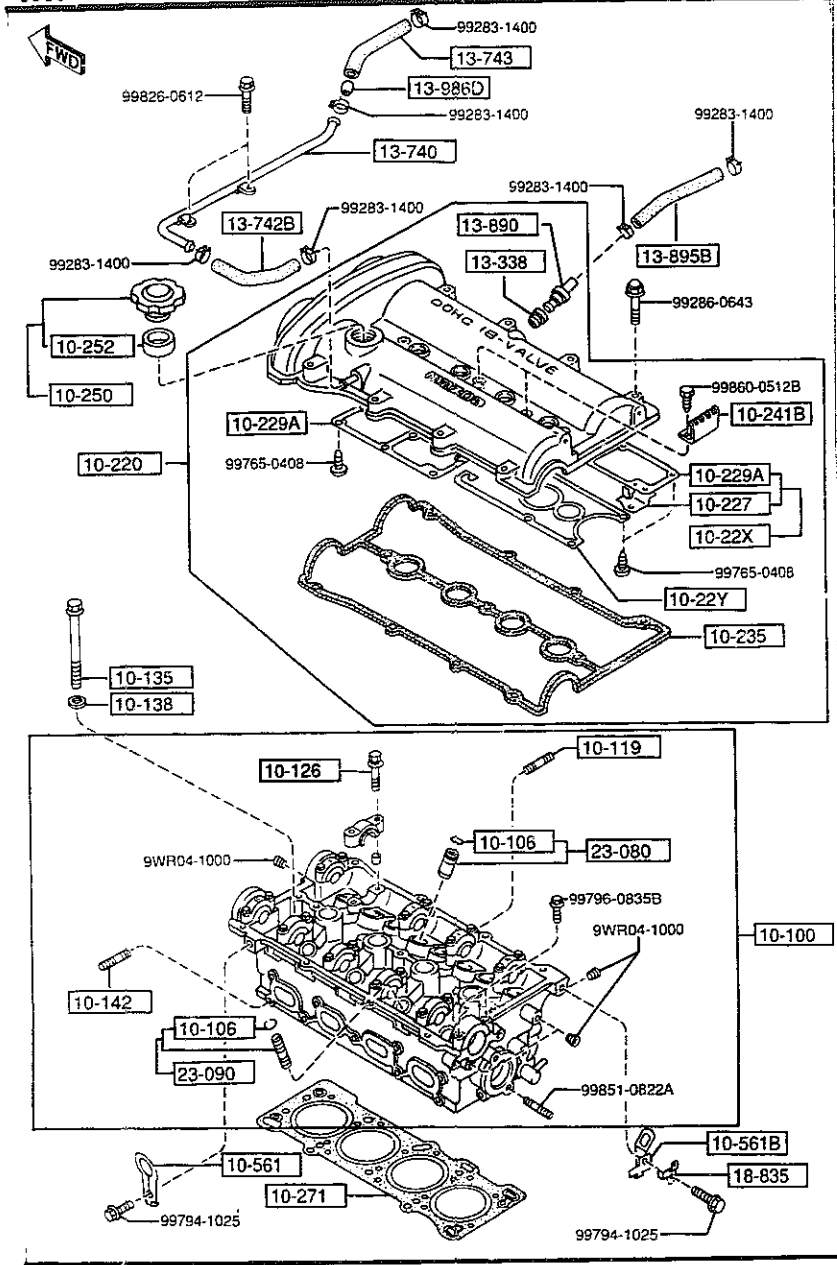
PART NO.	QTY	MODEL/RESTRICTION	MODEL/RESTRICTION	MODEL/RESTRICTION	REV.
10-100		HEAD, CYLINDER			
BPE8-10-100A	1				
10-106		CLIP, VALVE GUIDE			
B660-10-106	16				
10-119		STUD			
FE4J-13-146	9				
10-126		BOLT, CAMSHAFT CAP			
B660-10-126	20				
10-135		BOLT, CYLINDER HEAD			
B660-10-135A	10				
10-138		WASHER, PLAIN CYL. HEAD			
B630-10-138A	10				
10-142		STUD, EX. MANIFOLD			
B661-10-104	9				
10-22X		PLATE, OIL BAFFLE-IN. SIDE			
B61P-10-22X	1				
10-22Y		PLATE, OIL BAFFLE-EX.			
B6S7-10-22Y	1				
10-220		COVER, CYLINDER HEAD			
BPE8-10-210A	1				
10-227		PLATE, BAFFLE			
B61P-10-227	1				
10-229A		PLATE, OIL BAFFLE			
B6S7-10-225	2				
10-235		GASKET, HEAD COVER			
BP05-10-235B	1				
10-241B		PROTECTOR, HT. CORD-S. TANK			
B660-10-241	2				

AUNA04

CAT. AUNA04-03

1995-04

1010 CYLINDER HEAD & COVER



PART NO.	QTY	MODEL/RESTRICTION	MODEL/RESTRICTION	MODEL/RESTRICTION	FROM TO
10-250	1	CAP,OIL FILLER			
0453-10-250A	1				
10-252	1	GASKET			
0324-10-252	1				
10-271	1	GASKET,CYLINDER HEAD			
BP26-10-271	1	NON ASBESTOS			
10-561	1	HANGER,ENGINE			
B660-10-561	1				
10-561B	1	HANGER,ENGINE-REAR			
BPE8-10-566A	1				
13-338	1	SEAL,RUBBER			
E301-13-338A	1				
13-740	1	HOSE,VENT.-PURGE CON			
BPE8-13-74X	1	T. V.			
13-742B	1	HOSE,VENTILATION			
B61P-13-742A	1				
13-743	1	HOSE,VENTILATION			
BPE8-13-743	1				
13-890	1	VALVE,P.C.V.			
BP05-13-890	1				
13-895B	1	HOSE,P.C.V.			
BPE8-13-895	1				
13-986D	1	ORIFICE			
B61P-13-986	1				
18-835	1	BRACKET,WIRE CLIP-OX			
BPE8-18-838B	1	YGEN			
23-080	1	GUIDE,VALVE			

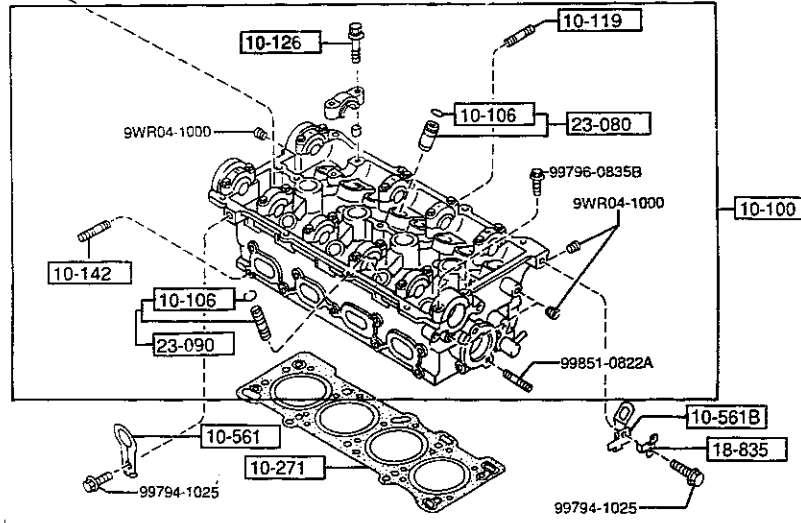
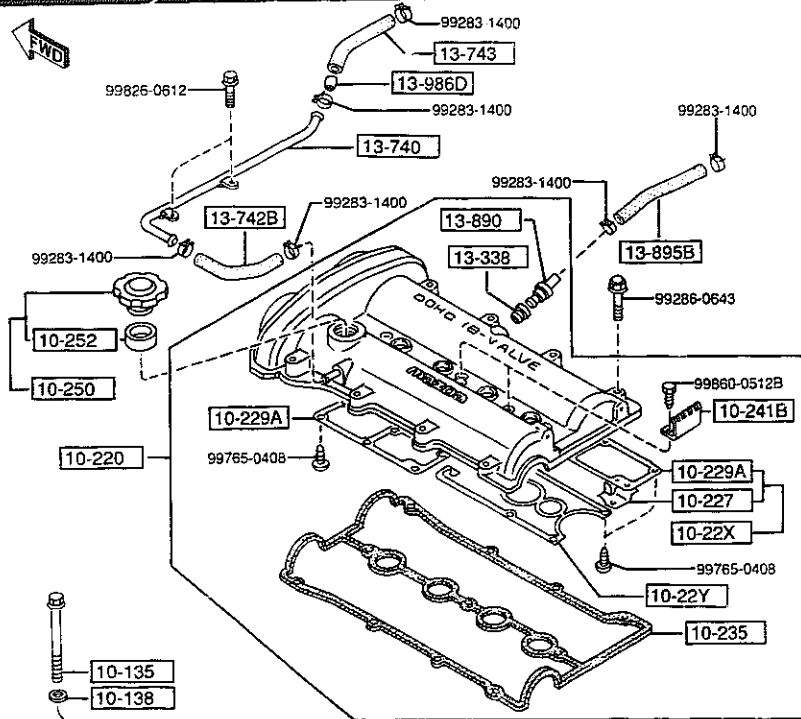
AUNA04

CAT. AUNA04-03

1995-04

1010 -3 x CYLINDER HEAD & COVER

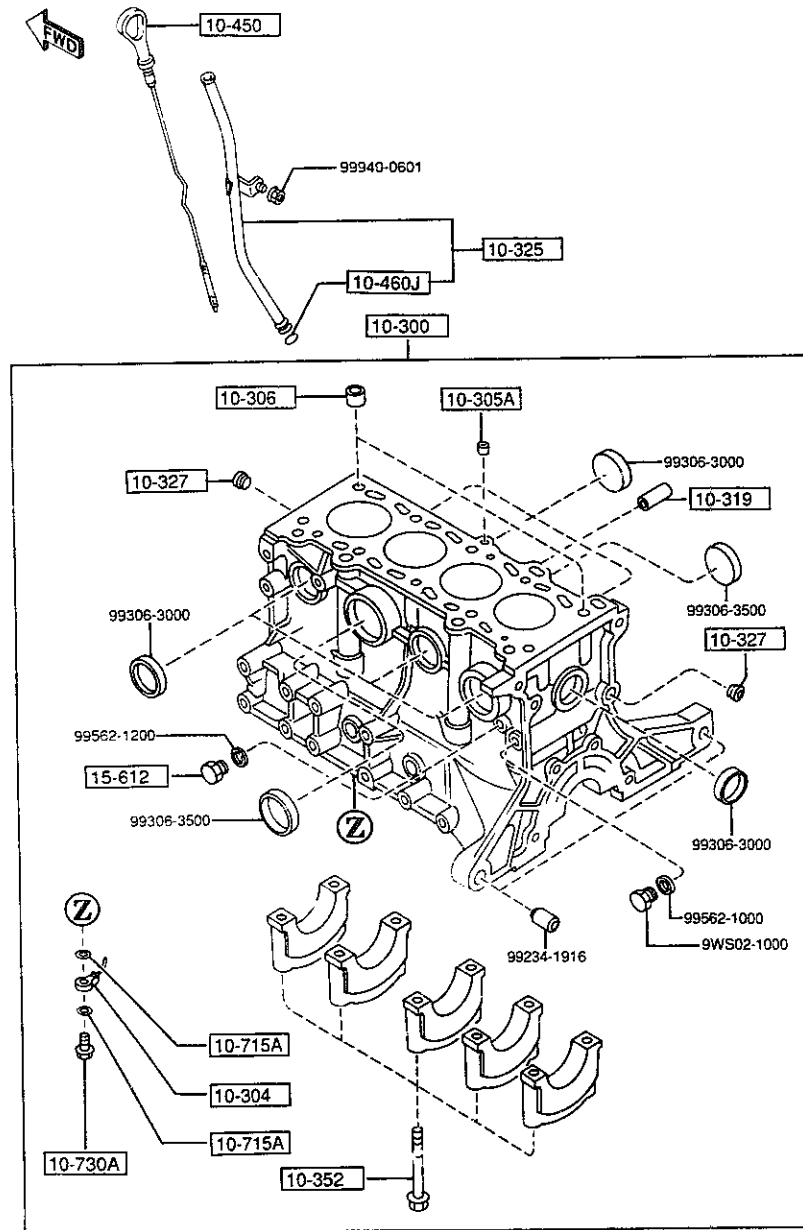
1010 CYLINDER HEAD & COVER



PART NO.	QTY	MODEL/RESTRICTION	MODEL/RESTRICTION	MODEL/RESTRICTION	FIELD NO.
CONT'D					
B6Z1-10-280	8				
23-09C		GUIDE, VALVE			
BPY0-10-290	8				

1030 -1 * CYLINDER BLOCK

1030 CYLINDER BLOCK



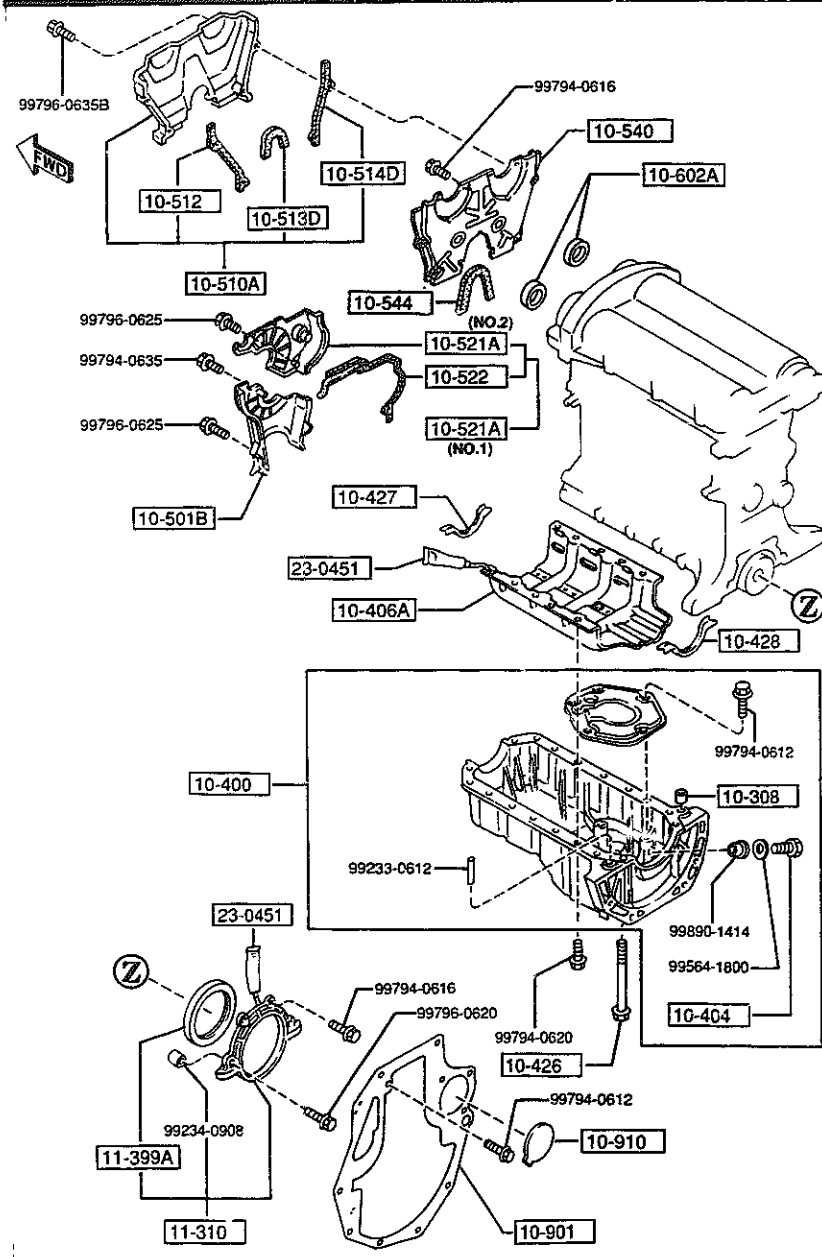
PART NO	QTY	MODEL/RESTRICTION	MODEL/RESTRICTION	MODEL/RESTRICTION	REV. NO
10-300		BLOCK, CYLINDER			
BP05-10-300M	1				
10-304		JET, OIL			
BP01-10-580	4				
10-305A		PLUG			
6366-10-305	1				
10-306		PIN, TUBULAR			
B630-10-306	2				
10-319		JOINT			
E5B6-10-319C	1				
10-325		PIPE, OIL LEVEL GAUGE			
BPE8-10-440	1				
10-327		PLUG, BLIND			
Q221-10-327	2				
10-352		BOLT, BEARING CAP			
B630-10-352	10				
10-450		GAUGE, OIL LEVEL			
BPE8-10-450	1				
10-460J		RING, 'O'			
99541-00907	1				
10-715A		GASKET, OIL JET			
SE01-10-715	8				
10-730A		VALVE, OIL JET			
SE01-10-730	4				
15-612		PLUG			
SE01-15-612	1				

AUNA04

CAT. AUNA04-03

1995-04

1040 OIL PAN & TIMING COVER



PART NO.	QTY	MODEL/RESTRICTION	MODEL/RESTRICTION	MODEL/RESTRICTION	FROM-TO
10-308		PIN,TUBULAR			
B6F4-10-308	1				
10-400		PAN,OIL			
BPE8-10-400A	1				
10-404		PLUG,DRAIN			
B6S7-10-404A	1				
10-406A		P.LATE,OIL BAFFLE-CYL BLK			
BPE8-10-40Y	1				
10-425		BOLT			
B6S7-10-465	2				
10-427		GASKET,OIL PAN			
B6F4-10-427	1				
10-428		GASKET,OIL PAN			
B6F4-10-428	1				
10-501B		COVER,TIMING BELT-LW R			
B660-10-501E	1				
10-510A		COVER(UP.),TIMING CH AIN			
B61P-10-510	1				
10-512		GASKET(L)			
B61P-10-512	1	NON ASBESTOS			
10-513D		GASKET(INN),TIMING B ELT(L)			
B61P-10-513	1	NON ASBESTOS			
10-514D		GASKET(C),TIMING BEL T(L)			
B61P-10-514	1	NON ASBESTOS			
10-521A		COVER,TIMING BELT-C.			
B660-10-520B	1	(ILLUST. NO.1)			
*B660-10-521B	1	(ILLUST. NO.2)			

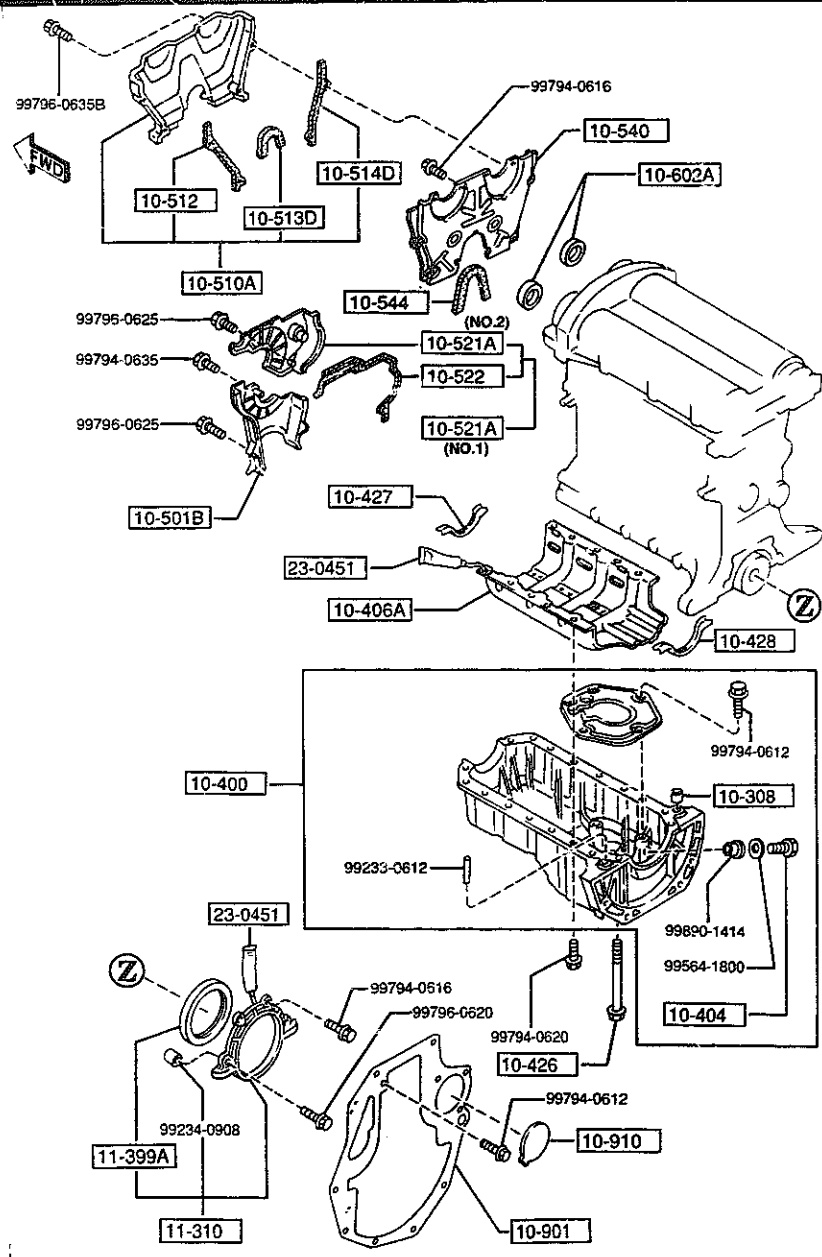
AUNA04

CAT. AUNA04-03

1995-04

1040 -2 * OIL PAN & TIMING COVER

1040 OIL PAN & TIMING COVER



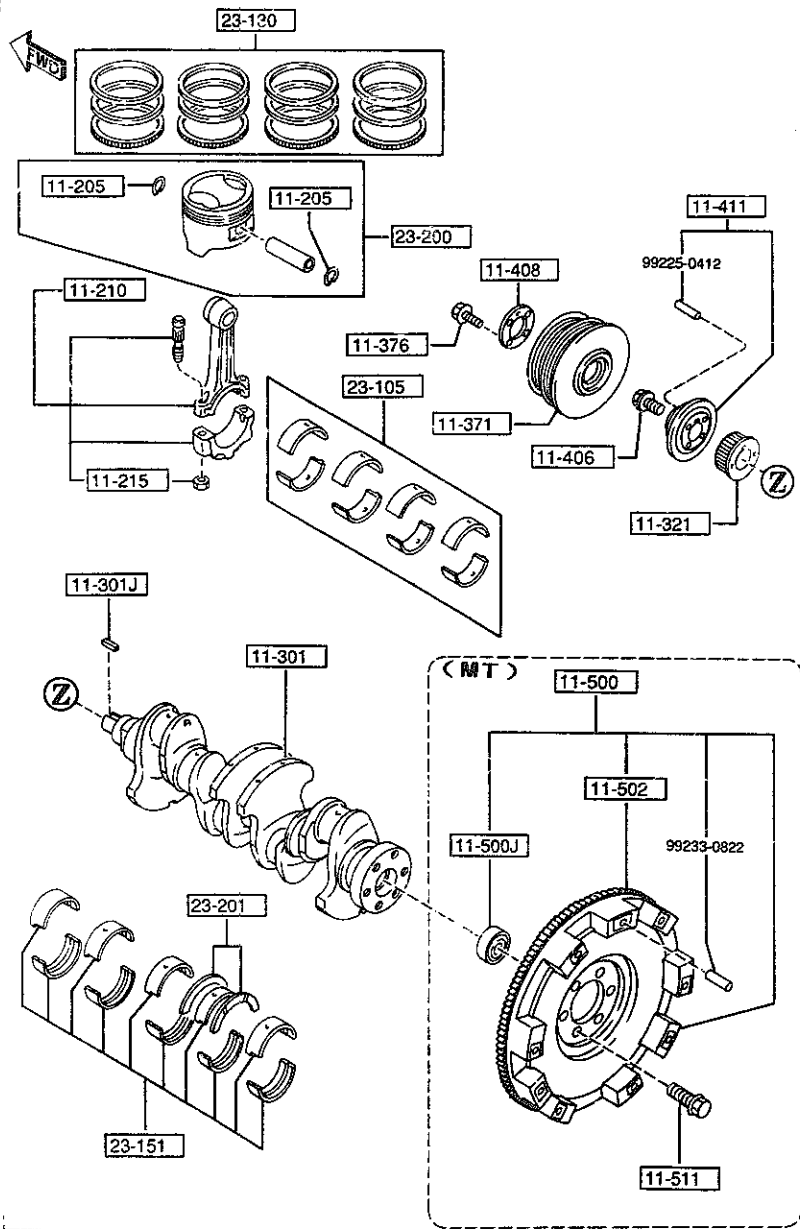
PART NO.	QTY	MODEL/RESTRICTION	MODEL/RESTRICTION	MODEL/RESTRICTION	FROM-TO
10-522		GASKET, T. BELT COVER-			
B660-10-522	1	C. NON ASBESTOS			
10-540		PLATE, SEAL-T. BELT CO			
B61P-10-540C	1	VER U			
10-544		RUBBER, SEAL-SEAL PLA			
B61P-10-544	1	TE			
10-602A		SEAL, OIL			
FS05-10-602A	2				
10-901		PLATE, END			
B61P-10-901A	1	(MT)			
B64J-10-901	1	(AT)			
10-910		COVER, END PLATE			
B64J-10-903	1	(AT)			
11-310		COVER, REAR			
B366-11-310C	1				
11-399A		SEAL, OIL-CRANKSHAFT			
BP05-11-312	1				
23-0451		TUBE, SILICON			
B527-77-739	1				

AUNA04

CAT. AUNA04-03

1995-04

1100 PISTON,CRANKSHAFT & FLYWHEEL



PART NO.	QTY	MODEL/RESTRICTION	MODEL/RESTRICTION	MODEL/RESTRICTION	FROM-TO
11-205		CLIP			
0221-11-205	8				
11-210		ROD,CONNECTING			
B6S7-11-210E	4				
11-215		NUT,CONNECTING ROD			
B6S7-11-215A	8				
11-301		CRANKSHAFT			
BP06-11-300C	1				
11-301J		KEY,WOODRUFF-PULLEY			
B3C7-11-317	1				
11-321		PULLEY,TIMING BELT			
B3C7-11-321	1				
11-371		PULLEY,CRANKSHAFT			
BPD3-11-401	1				
11-376		BOLT,PULLEY			
JF01-11-405	4				
11-406		BOLT,LOCK-C.SHAFT PULLEY			
B3C7-11-406	1				
11-408		PLATE,CRANKSHAFT PULLEY			
B3C7-11-408	1				
11-411		BOSS,PULLEY			
B3C7-11-409	1				
11-500		WHEEL,FLY			
BPE8-11-500	1 (MT)				
11-500J		BEARING,BALL-FLY WHEEL			
F801-11-303	1 (MT)				
11-502		GEAR,RING-FLY WHEEL			
B367-11-502		YOSHIWA			

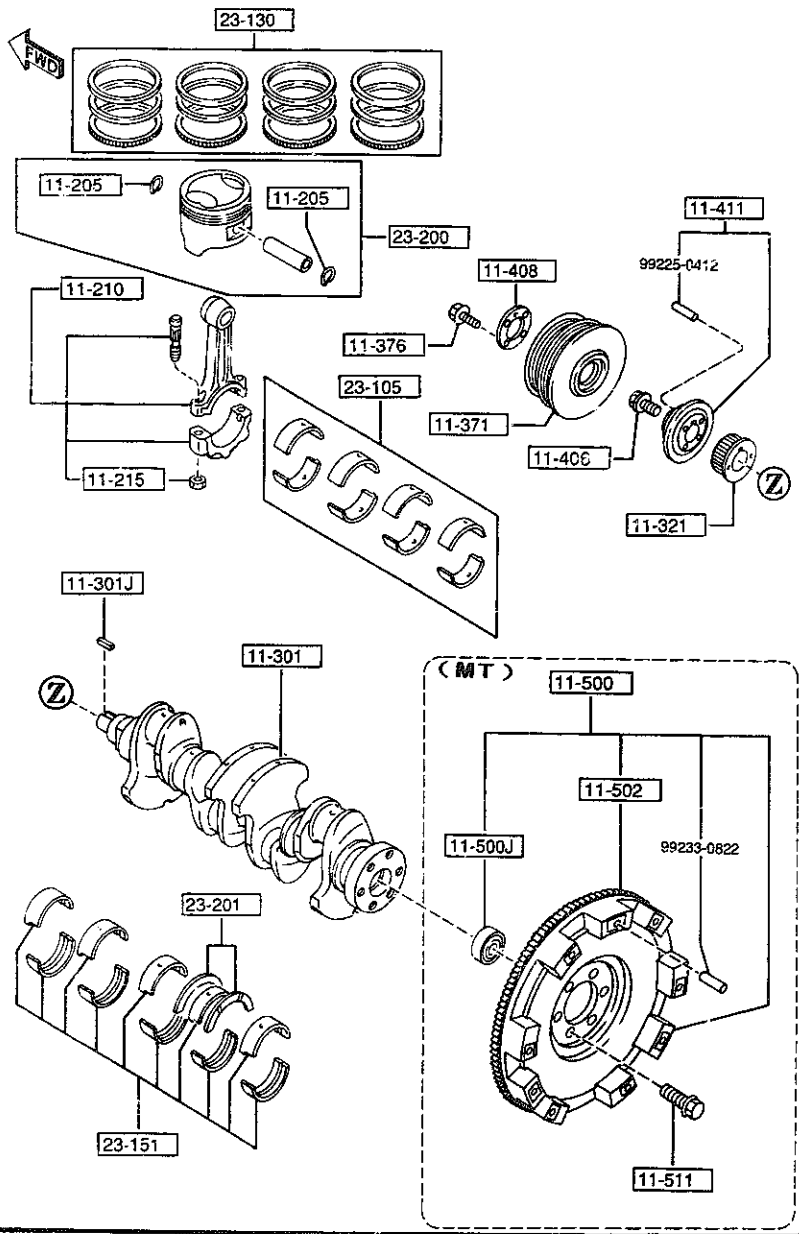
AUNA04

CAT. AUNA04-03

1995-04

1100 -2 PISTON,CRANKSHAFT & FLYWHEEL

1100 PISTON,CRANKSHAFT & FLYWHEEL

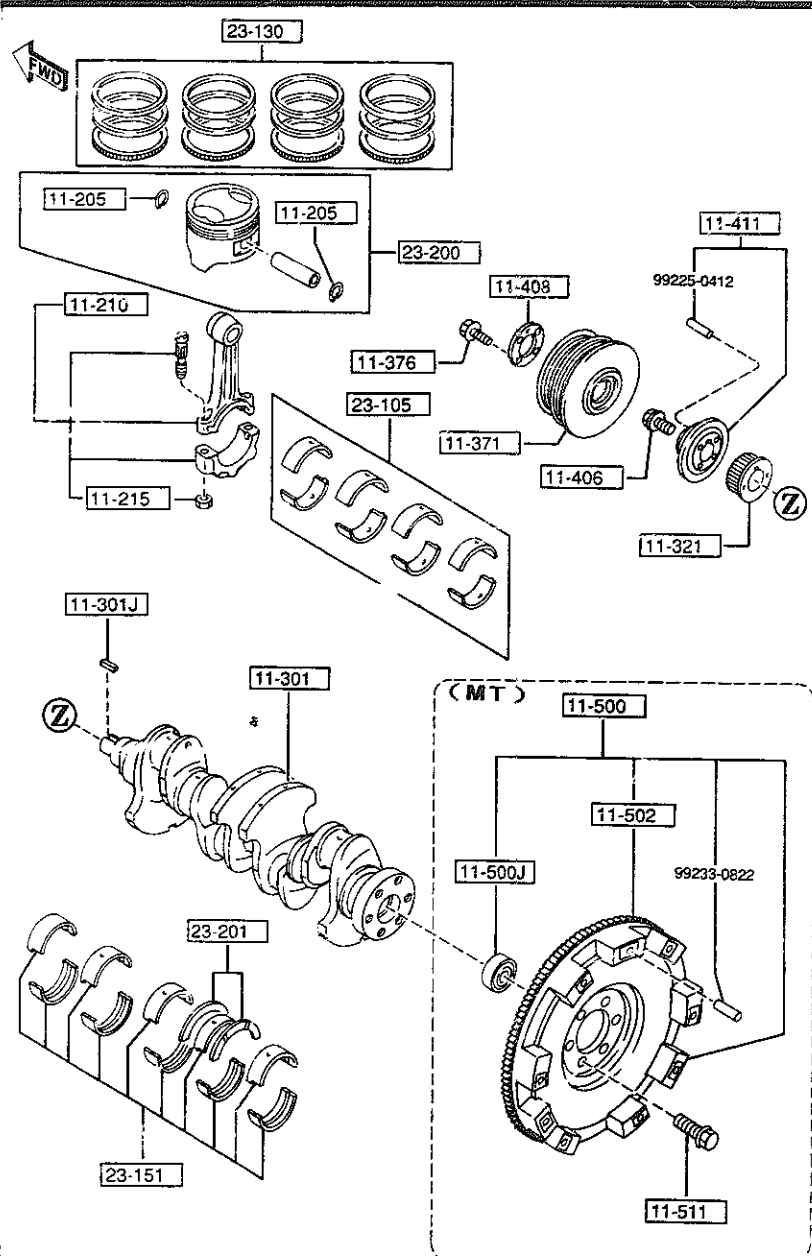


PART NO.	QTY	MODEL/RESTRICTION	MODEL/RESTRICTION	MODEL/RESTRICTION	PRG-19
CONT'D	1	(MT)			
11-511		BOLT, LOCK-FLYWHEEL			
F201-11-511A	6	(MT)			
23-105		METAL SET, CONN. ROD			
B6Y2-11-SE0	1	STD.			
B6Y2-11-SFX	1	O.S. 0.50			
B6Y2-11-SFY	1	O.S. 0.75			
B6Y2-11-SF0	1	O.S. 0.25			
23-130		RING SET, PISTON			
BPV1-11-SC0	1	STD.			
BPV1-11-SDX	1	O.S. 0.50			
BPV1-11-SD0	1	O.S. 0.25			
23-151		METAL SET, MAIN BRG.			
B6Y2-11-SG0	1	STD.			
B6Y1-11-SHX	1	O.S. 0.50			
B6Y1-11-SHY	1	O.S. 0.75			
B6Y1-11-SH0	1	O.S. 0.25			
23-200		PISTON SET			
BPV1-11-SA0		STD.			
AN(BPV1-11-SA0A)	4				-3B01
BPV1-11-SBX		O.S. 0.50			
AN(BPV1-11-SBXA)	4				-3B01
BPV1-11-SB0		O.S. 0.25			
AN(BPV1-11-SB0A)	4				-3B01
BPV1-11-SA0A	6	STD.			3B01-
BPV1-11-SBXA	4	O.S. 0.50			3B01-
BPV1-11-SB0A		O.S. 0.25			
3B01 NA3***-505807					

AUNAD4

CAT. AUN104-03

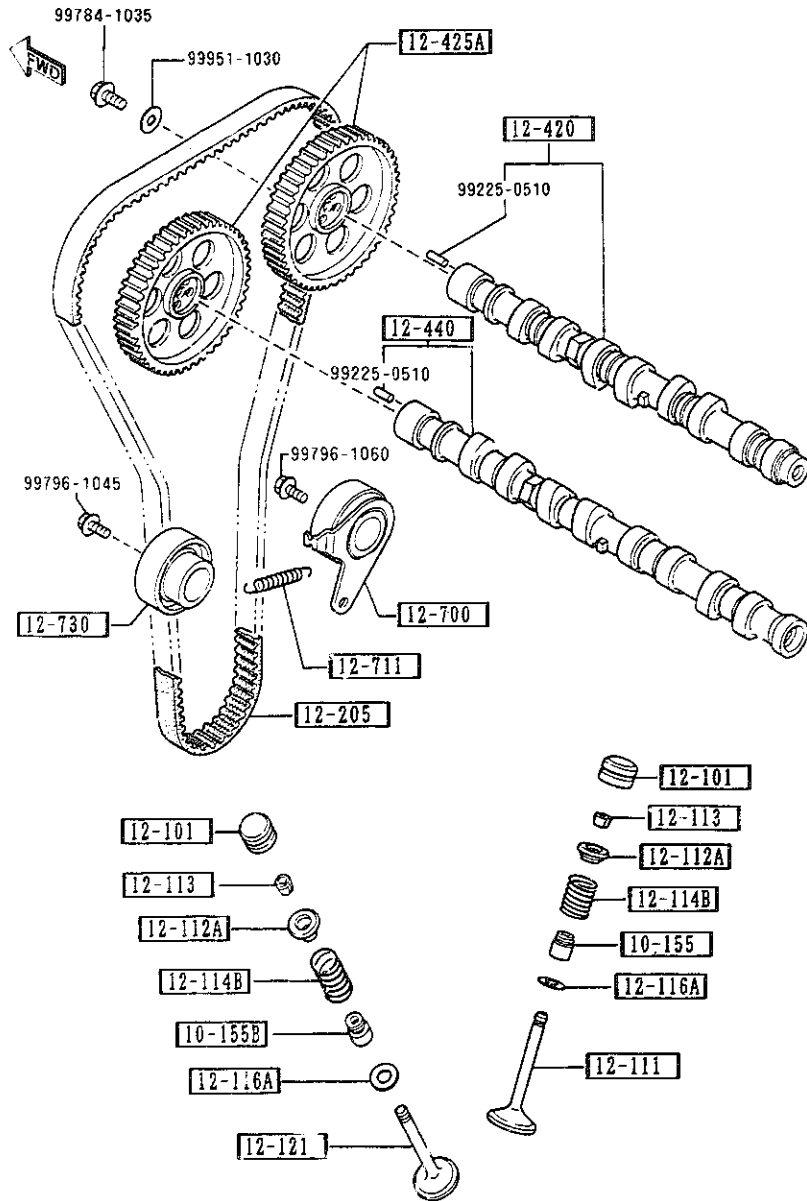
1995-04



PART NO.	QTY	MODEL/RESTRICTION	MODEL/RESTRICTION	MODEL/RESTRICTION	FIGURE
CONT'D	4				3B01-
23-201		METAL SET, THRUST			
B6Y1-11-SJ0	1	STD.			
B6Y1-11-SKX	1	0.5. 0.50			
B6Y1-11-SKY	1	0.5. 0.75			
B6Y1-11-SK0	1	0.5. 0.25			

3B01 NA3***-505807

1200 VALVE SYSTEM

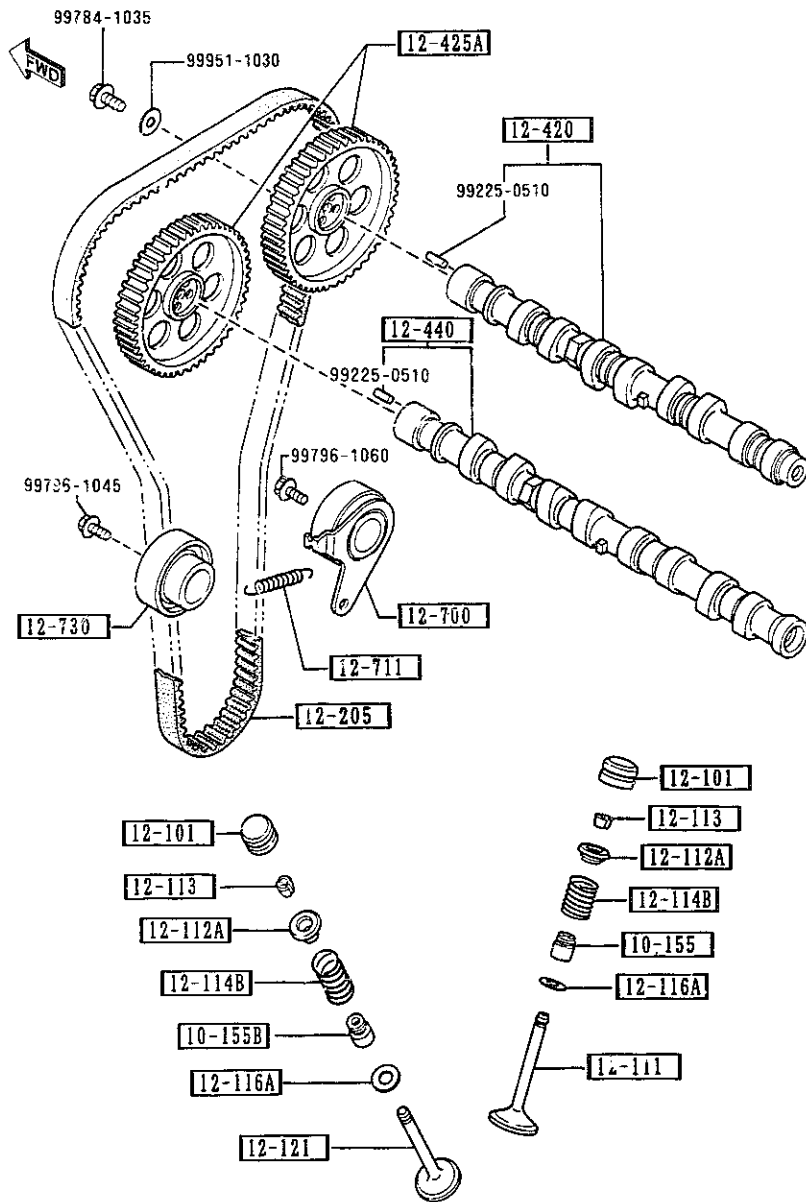


PART NO.	QTY.	MODEL/RESTRICTION	MODEL/RESTRICTION	MODEL/RESTRICTION	MODEL/RESTRICTION
10-155		SEAL, VALVE			
KL01-10-155	8	NOK			
10-155B		SEAL, VALVE			
KL02-10-155	8	NGK			
12-101		ADJUSTER, HYDRAULIC L			
KL01-12-101B	16	ASH NITTAN VALVE			
12-111		VALVE, INLET			
BP05-12-111	8	NITTAN VALVE			
BP06-12-111	8	FUJI VALVE			
12-112A		SEAT, VALVE SPG.-UP.			
BP05-12-113	16				
12-113		COTTER, VALVE-IN.			
FES3N-12-114	32				
12-114B		SPRING, VALVE			
BP05-12-125	16				
12-116A		SEAT, VALVE SPG.-LWP.			
B660-12-123A	16				
12-121		VALVE, EXHAUST			
BP05-12-121A	8				
12-205		BELT, TIMING			
B657-12-205C	1	UNITTA			
12-420		CAMSHAFT			
BP05-12-420D A (BP05-12-420E)	1				-4701
*BP05-12-420E	1				4701-
12-425A		PULLEY, CAMSHAFT			

4701 NA3***-521312

1200 -2 * VALVE SYSTEM

1200 VALVE SYSTEM



PART NO.	QTY	MODEL/RESTRICTION	MODEL/RESTRICTION	MODEL/RESTRICTION	REV. NO.
CONT'D					
B6S7-12-425A	2				
12-440		CAMSHAFT, EXHAUST			
BP06-12-440B A (BP06-12-440C)	1				-4701
*BP06-12-440C	1				4701-
12-700		TENSIONER, T. BELT			
B660-12-700D AN (B660-12-700E)	1				-3B26
B660-12-700E	1				3B26-
12-711		SPRING, TENSIONER			
B660-12-711C	1				
12-730		IDLER, TIMING BELT			
B660-12-730C	1				
3B26 NA3***-507477 4701 NA3***-521312					

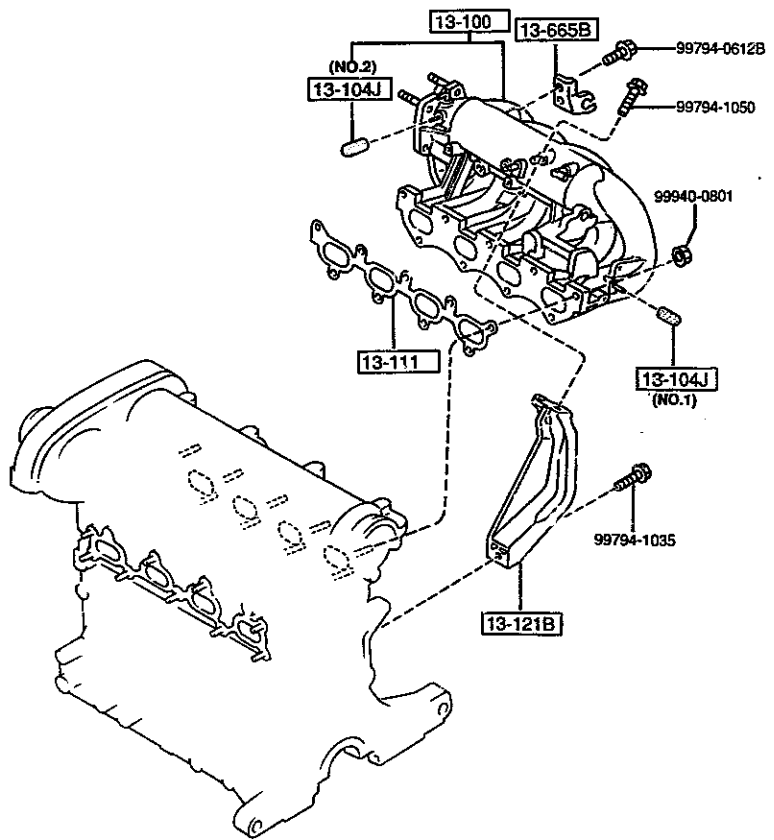
AUNA04

CAT. AUNA04-03

1995-04

1300 INLET MANIFOLD

1300 -1 * INLET MANIFOLD



PART NO.	QTY	MODEL/RESTRICTION	MODEL/RESTRICTION	MODEL/RESTRICTION	FROM-TO
13-100		MANIFOLD, INLET			
BPE8-13-100C	1				
13-104J		CAP, BLIND			
FBL7-13-104	1	(ILLUST. NO.1) (MT)			
IG10-13-104	1	(ILLUST. NO.2)			
13-111		GASKET, IN. MANIFOLD			
BP05-13-111	1	NON ASBESTOS			
13-121B		STAY, MANIFOLD			
BPE8-13-121	1				
13-665B		BRACKET, ACCEL WIRE			
B61P-13-665	1				

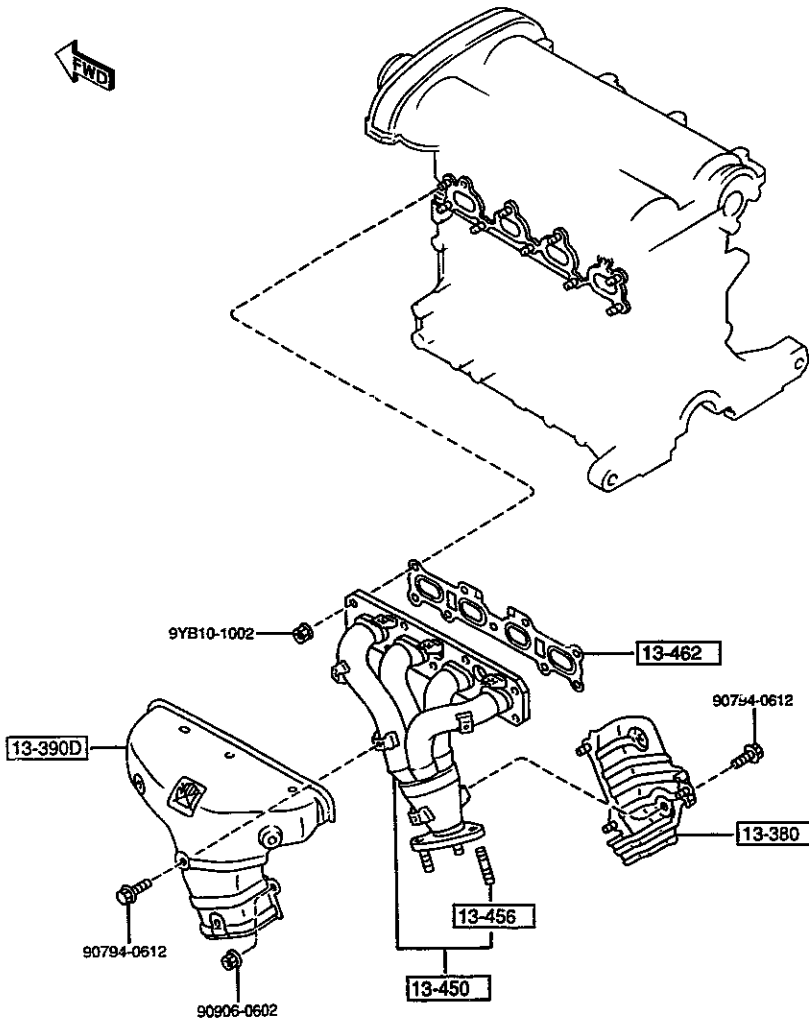
AUNA04

CAT. AUNA04-03

1995-04

1310 EXHAUST MANIFOLD

1310 -1 * EXHAUST MANIFOLD

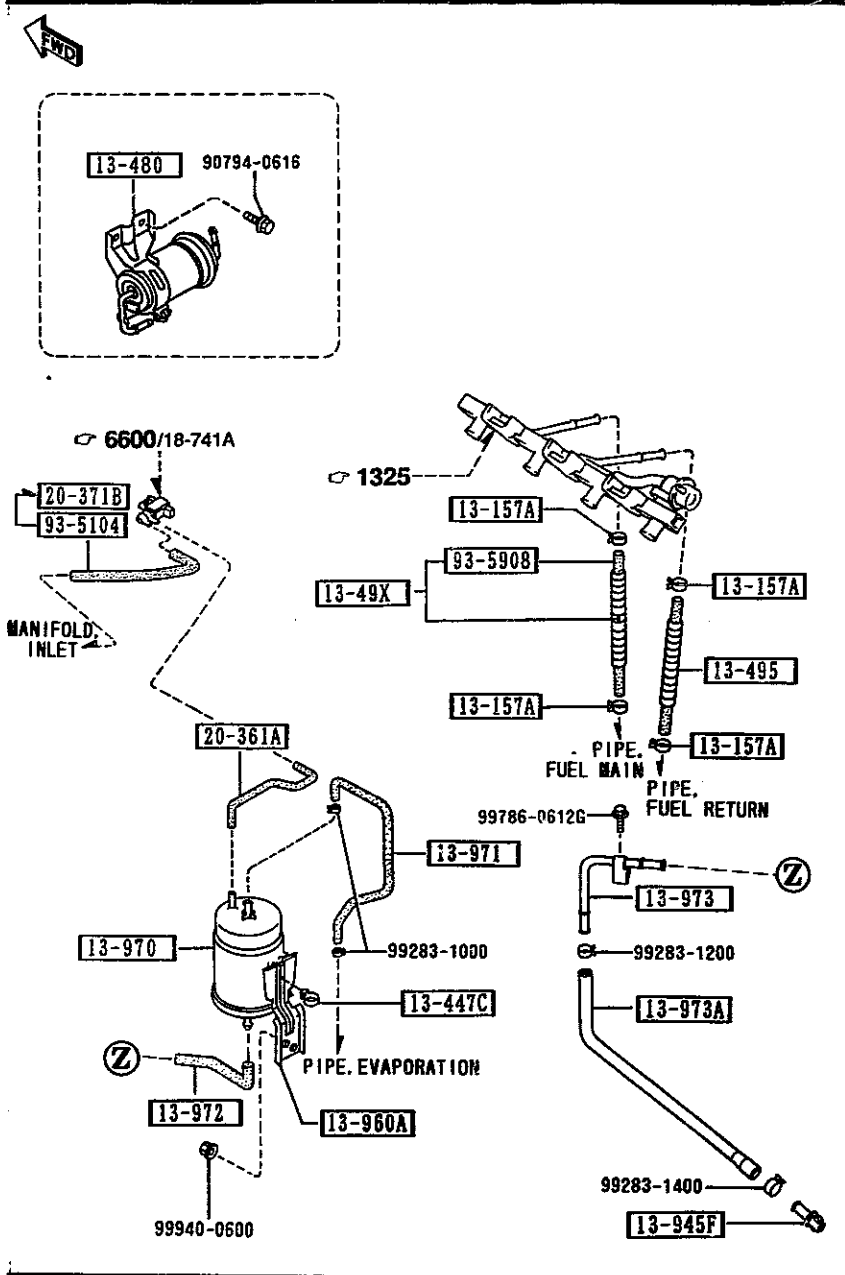


PART NO.	QTY	MODEL/RESTRICTION	MODEL/RESTRICTION	MODEL/RESTRICTION	FROM-TO
13-380 BPE8-13-380A	1	INSULATOR, HEAT			
13-390D BPE8-13-390	1	INSULATOR, EX. MANIFOLD			
13-450 BPE8-13-450	1	MANIFOLD, EXHAUST			
13-456 2306-13-456	3	STUD			
13-462 BP05-13-460	1	GASKET, EX. MANIFOLD NON ASBESTOS			

AUNA04

CAT. AUNA04-03

1995-04

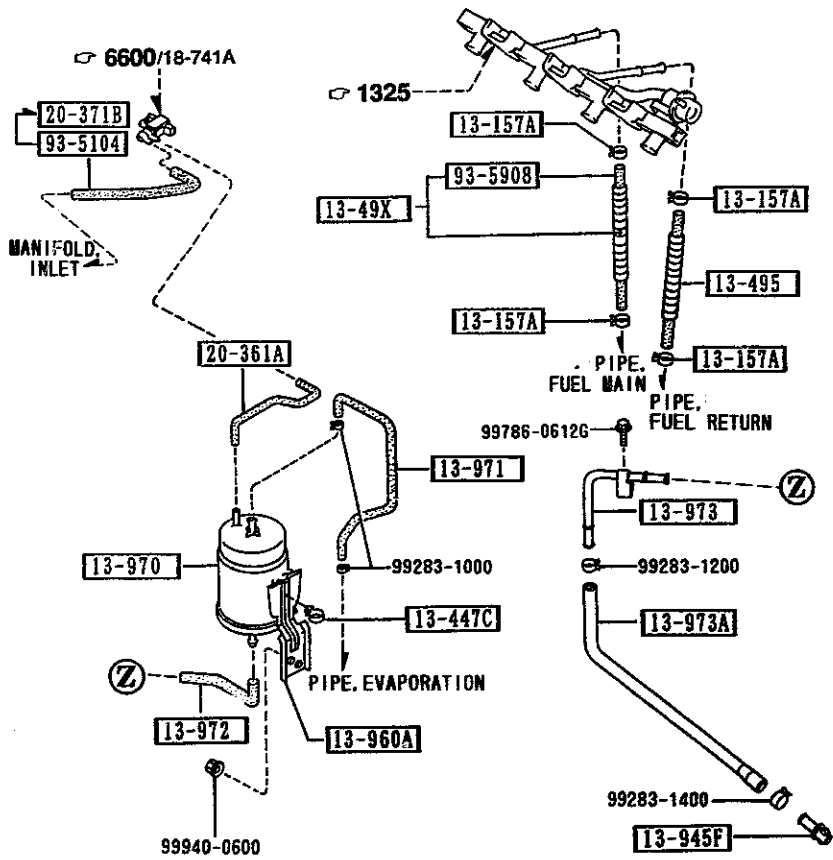
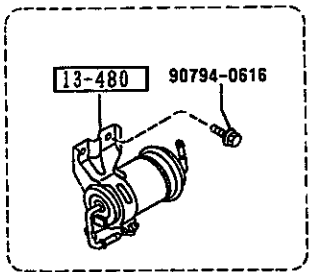


PART NO.	QTY	MODEL/RESTRICTION	MODEL/RESTRICTION	MODEL/RESTRICTION	FROM-TG
13-157A		CLIP			
8574-13-157	4				
13-447C		CLAMP, HOSE			
B61P-13-447	1				
13-480		FILTER, FUEL			
B61P-20-490	1				
13-49X		HOSE, FUEL-EGI			
BPE8-13-49X	1				
13-495		HOSE, FUEL			
BPE8-13-495	1				
13-945F		CONNECTOR			
JE16-13-298	1				
13-960A		BRACKET, CANISTER			
B61P-13-960	1				
13-970		CANISTER			
JE16-13-970A	1				
13-971		HOSE, VENTILATION			
B6CA-13-971	1				
13-972		HOSE, EVAPORATION			
B6CA-13-972	1				
13-973		HOSE, DRAIN			
B61P-13-97YA	1				
13-973A		HOSE, EVAPORATION			
B61P-13-973A	1				
20-361A		TUBE, VACUUM			
B61P-20-361	1				
20-371B		TUBE, VACUUM			
BPE8-20-371	1				3A01-
3A01 NA3xxx-505179					

AUNA04

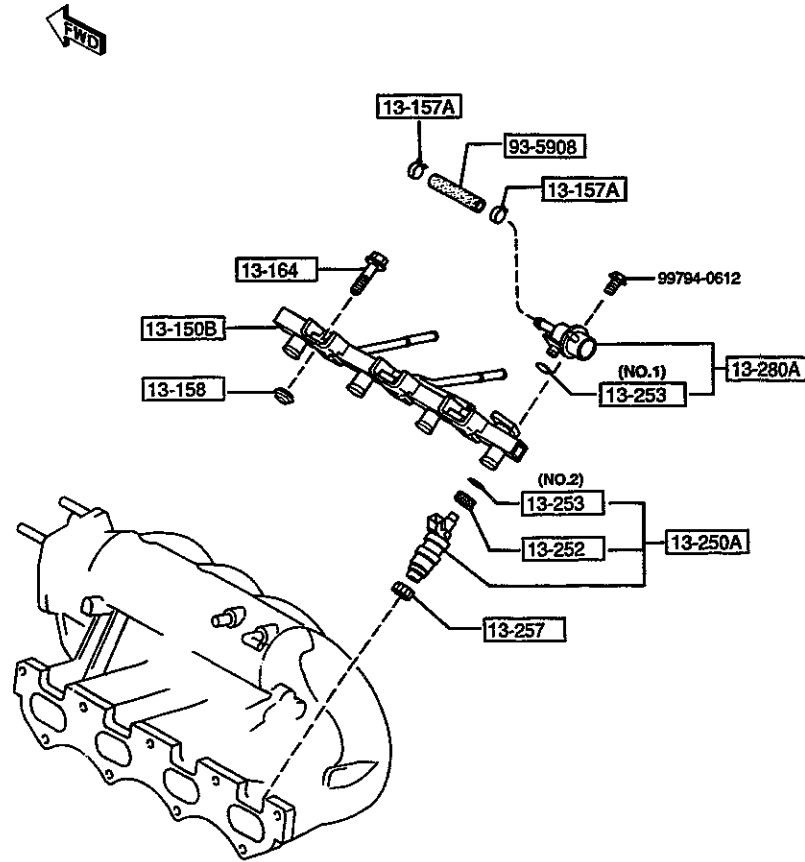
CAT. AUNA04-03

1995-04

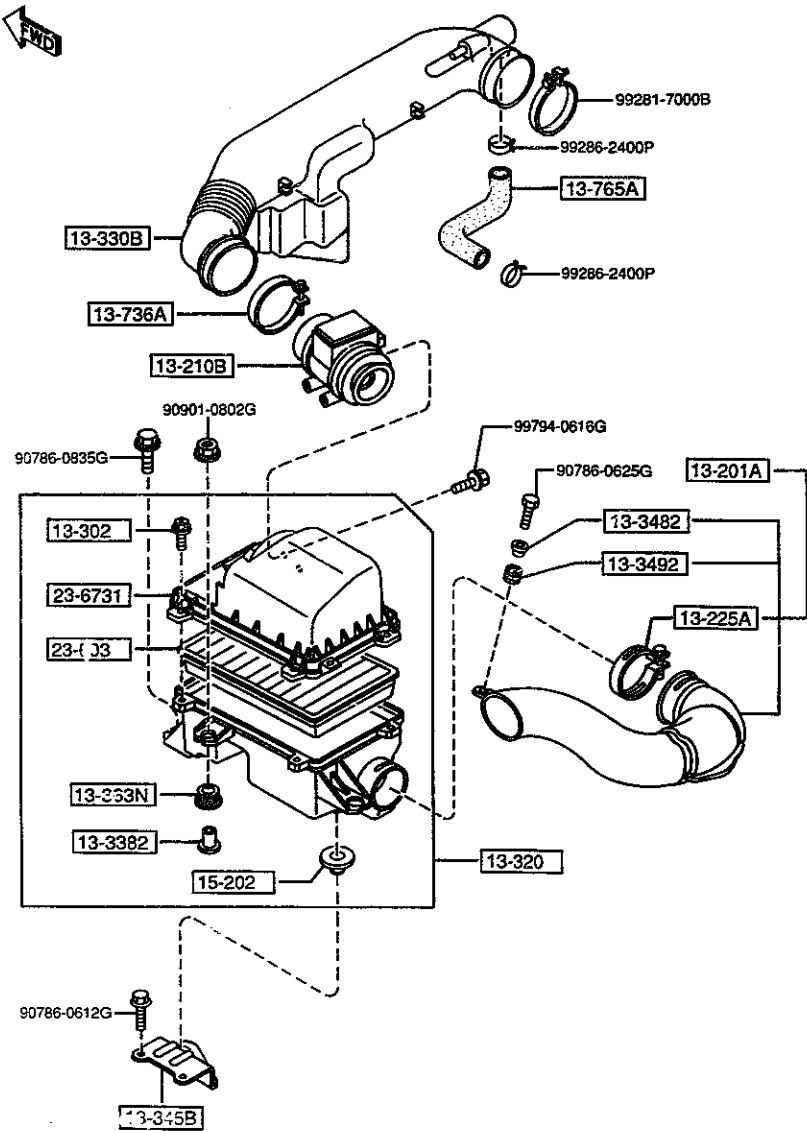


PART NO.	QTY	MODEL/RESTRICTION	MODEL/RESTRICTION	MODEL/RESTRICTION	FROM-TO
93-5104		HOSE			
99351-04999	1				-3A01
93-5908		HOSE			
99359-0834	1				

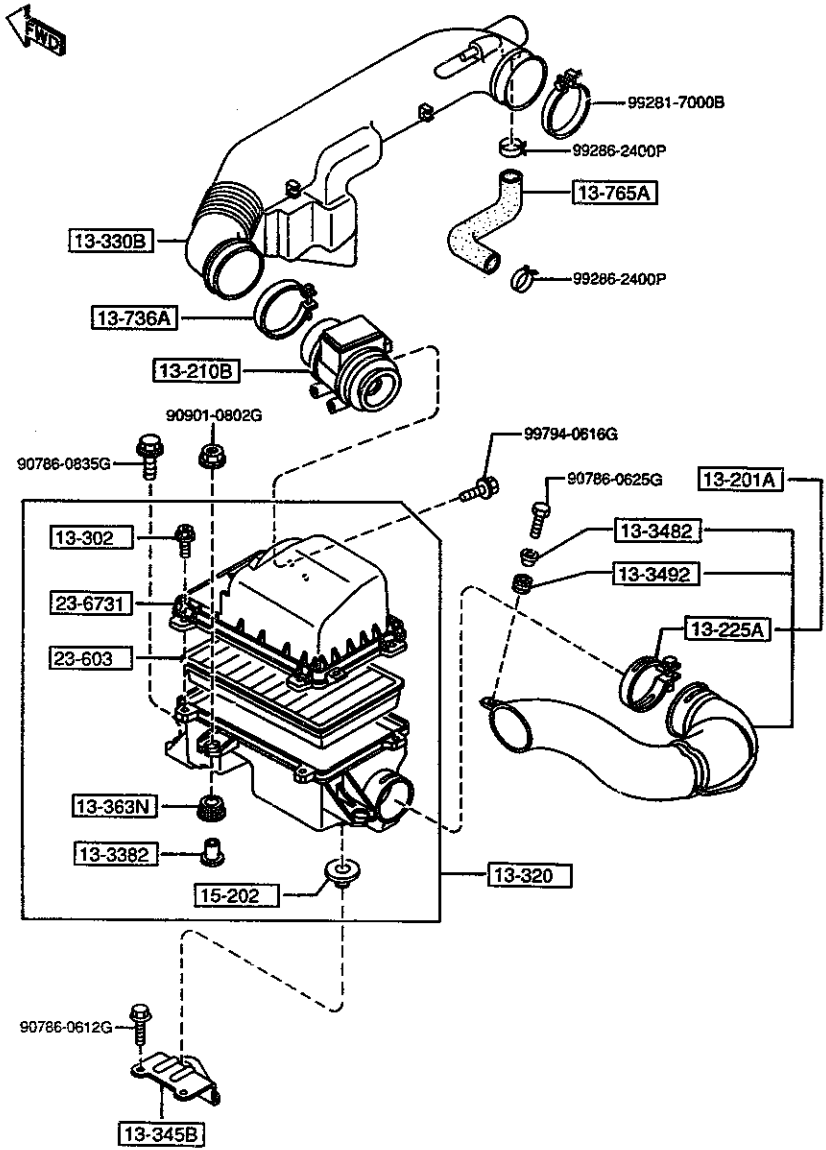
3A01 NA3***-505179



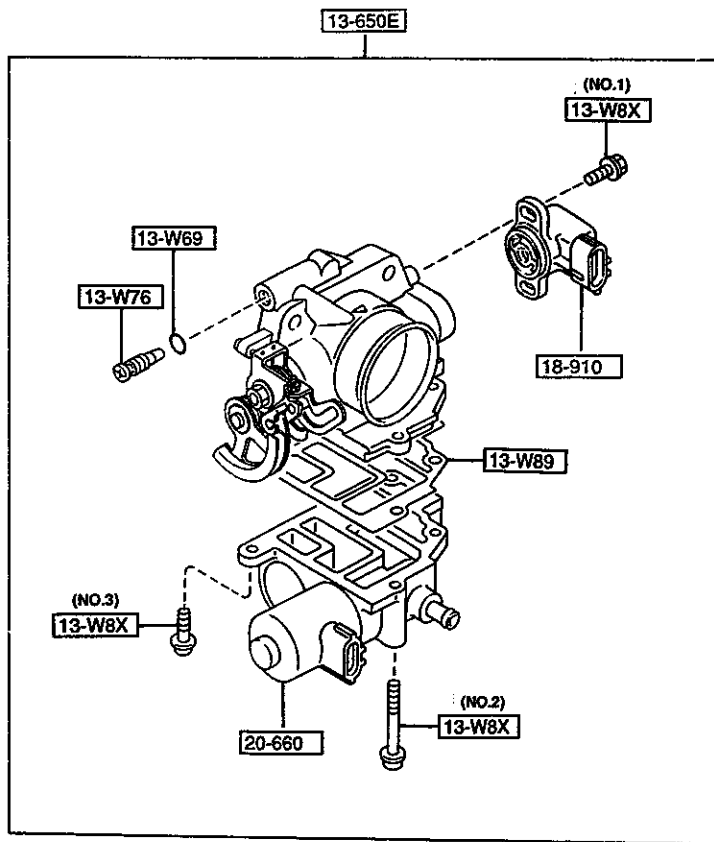
PART NO.	QTY	MODEL/RESTRICTION	MODEL/RESTRICTION	MODEL/RESTRICTION	FROM-TO
13-150B	1	DISTRIBUTOR, FUEL			
BPE8-13-150					
13-157A	2	CLIP			
8574-13-157					
13-158	3	INSULATOR, FUEL DIST.			
B675-13-158					
13-164	3	BOLT, FUEL DISTRIBUTOR			
F883-13-164					
13-250A	4	INJECTION, FUEL-M.P.E LECT.			
BP06-13-250					
13-252	4	GROMMET			
8574-13-252					
13-253	1	RING, 'O'			
6601-13-253		(ILLUST. NO.1)			
8574-13-253	4	(ILLUST. NO.2)			
13-257	4	INSULATOR, INJECTION			
JE06-13-257					
13-280A	1	PRESSURE RG., FUEL			
KJ01-13-280					
93-5908	1	HOSE			
99359-0809					



PART NO.	QTY	MODEL/RESTRICTION	MODEL/RESTRICTION	MODEL/RESTRICTION	FROM-TO
13-201A	1	DUCT, FRESH AIR			
BPEB-13-200					
13-210B	1	SENSOR, AIR FLOW			
B6BF-13-215					
13-225A	1	CLAMP, HOSE			
B61P-13-735					
13-302	4	BOLT, AIR CLEANER			
F201-13-302A					
13-320	1	HOUSING, AIR CLEANER			
BPEB-13-320					
13-350B	1	PIPE, AIR INTAKE			
BPEB-13-351A					
13-3382	3	SPACER			
FE51-13-329					
13-345B	1	BRACKET, AIR CLEANER			
B61P-20-211					
13-3482	1	SPACER, AIR INT. PIPE			
SLA1-13-321					
13-3492	1	INSULATOR			
S501-13-349					
13-363N	3	RUBBER, MOUNTING			
FE51-13-363					
13-736A	1	CLAMP, HOSE-A. I. P. /A. CLNR			
KL01-13-735					
13-765A	1	HOSE, AIR			
BPEB-13-765A					
15-202	1	RUBBER, MOUNT			
B61P-13-266					



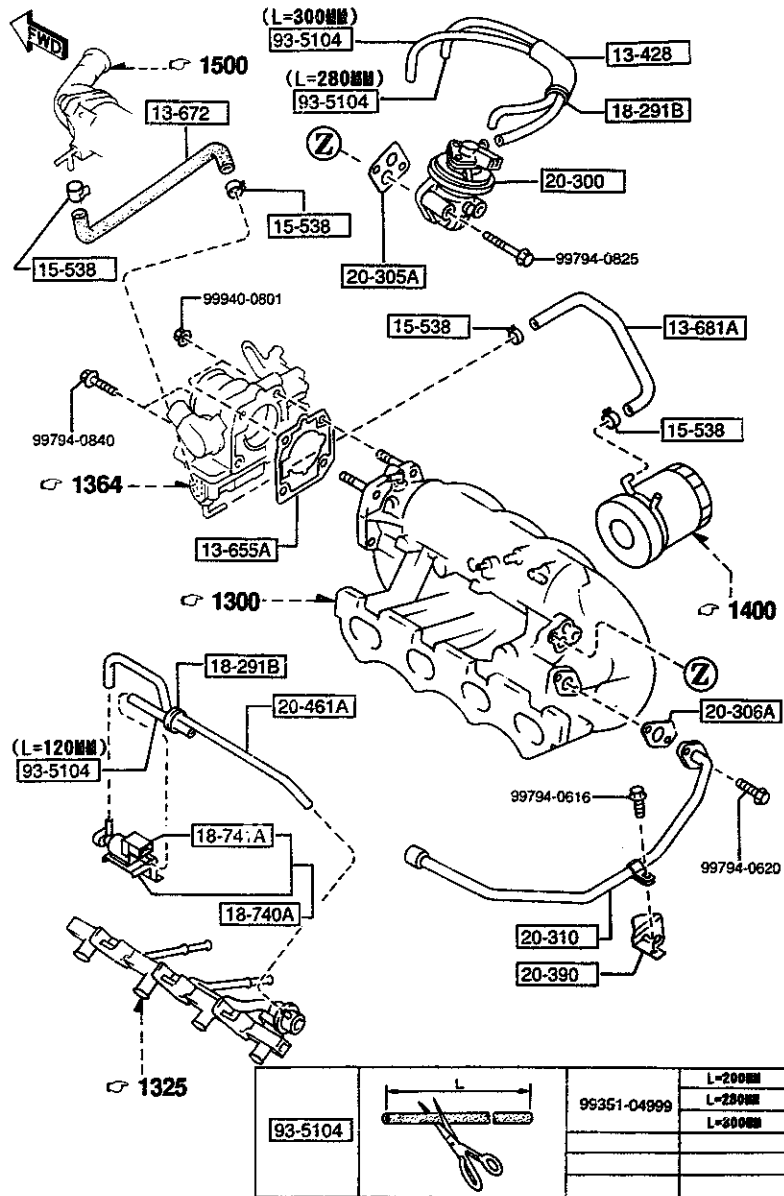
PART NO.	QTY	MODEL/RESTRICTION	MODEL/RESTRICTION	MODEL/RESTRICTION	FROM-TO
23-603		ELEMENT,AIR CLEANER			
B6S7-13-240	1				
23-6731		COVER,AIR CLEANER			
BPE8-13-201	1				



PART NO.	QTY	MODEL/RESTRICTION	MODEL/RESTRICTION	MODEL/RESTRICTION	FROM-TO
13-W69		RING, 'O'			
K801-13-W69	1				
13-W76		SCREW, ID. ADJUST-TH. BODY			
K801-13-W76	1				
13-W8X		SCREW & WASHER SET			
B551-13-W8X	2	(ILLUST. NO.1)			
B6BF-13-W8X	2	(ILLUST. NO.2)			
K802-13-W8X	2	(ILLUST. NO.3)			
13-W89		GASKET, THERMO			
B6BF-13-W89	1				
13-650E		BODY, THROTTLE			
BPEB-13-640A	1				
18-910		SENSOR, THROTTLE-CARB			
JE50-18-911	1				
20-660		VALVE, IDLE AIR CONTR			
B6BF-20-660	1	OL			



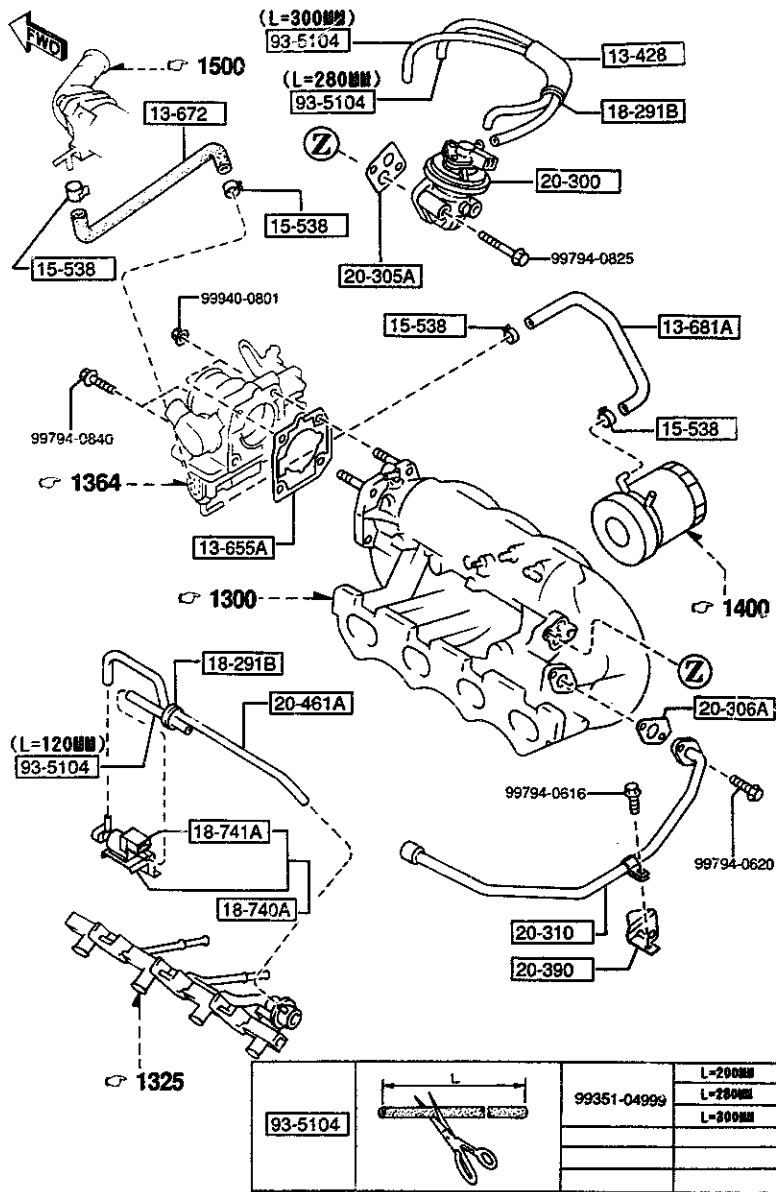
1370 EMISSION CONTROL SYSTEM (INLET SIDE)



PART NO.	QTY	MODEL/RESTRICTION	MODEL/RESTRICTION	MODEL/RESTRICTION	FROM-TO
13-428		PROTECTOR			
B367-13-428	1				
13-655A		GASKET			
B6BF-13-655	1				
13-672		HOSE, WATER			
BPE8-13-682	1				
13-681A		HOSE, WATER			
BPE8-13-681	1				
15-538		CLAMP, WATER HOSE			
JF02-15-538	4				
18-291B		CLAMP, HOSE			
HE21-18-291	2				
18-740A		VALVE, SOLENOID			
B69N-18-740	1				
18-741A		VALVE, THREE WAY			
FS05-18-741	1				
20-300		VALVE, E. G. R.			
Z505-20-300	1				
20-305A		GASKET, E. G. R. VALVE			
JE27-20-305	1				
20-306A		GASKET			
JE06-20-306	1				
20-310		PIPE, E. G. R.			
BPE8-20-310	1				
20-390		BRACKET, E. G. R. PIPE			
BPE8-20-390	1				
20-461A		TUBE, VACUUM			
BPE8-20-461	1				

1370 -2 * EMISSION CONTROL SYSTEM (INLET SIDE)

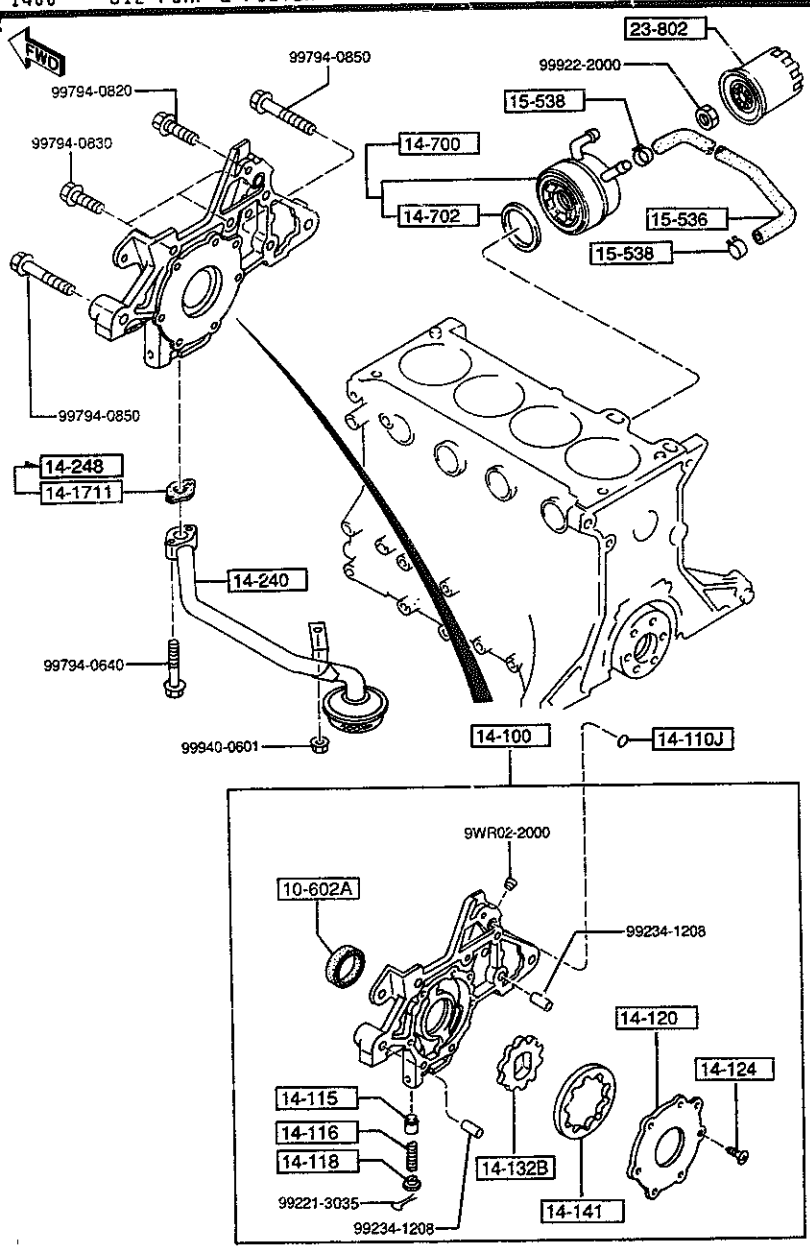
1370 EMISSION CONTROL SYSTEM (INLET SIDE)



PART NO.	QTY	MODEL/RESTRICTION	MODEL/RESTRICTION	MODEL/RESTRICTION	FROM-TO
93-5104	1	HOSE			
99351-04999					

1400 -1 OIL PUMP & FILTER

1400 OIL PUMP & FILTER



PART NO.	QTY	MODEL/RESTRICTION	MODEL/RESTRICTION	MODEL/RESTRICTION	FROM TO
10-602A		SEAL,OIL			
B3C7-10-602A	1	NON ASBESTOS			
14-100		PUMP,OIL			
B6BF-14-100A AN(B6S8-14-100E)	1				-3901
B6S8-14-100E A (B6S8-14-100F)	1				3901-4310
B6S8-14-100F	1				4310-
14-110J		RING,'O'			
FE1H-14-122A	1				
14-115		PLUNGER,CONTROL			
0221-14-115	1				-4301
JF01-14-115	1				4301-
14-116		SPRING,PRESSURE			
0324-14-116B	1				
14-118		SHEET,SPRING			
0222-14-118	1				
14-120		COVER,OIL PUMP			
B6BF-14-121	1				
14-124		SCREW,OIL PUMP COVER			
FE1H-14-124	7				
14-132B		GEAR,INNER			
B6S7-14-132	1				
14-141		GEAR,OUTER			
B6S7-14-141	1				
14-1711		GASKET,OIL STRAINER			
B621-14-248	1	NON ASBESTOS			-3901
14-240		STRAINER,OIL			
BPE8-14-240	1				
3901 NA3***-502360 4301 NA3***-514672 4310 NA3***-515568					

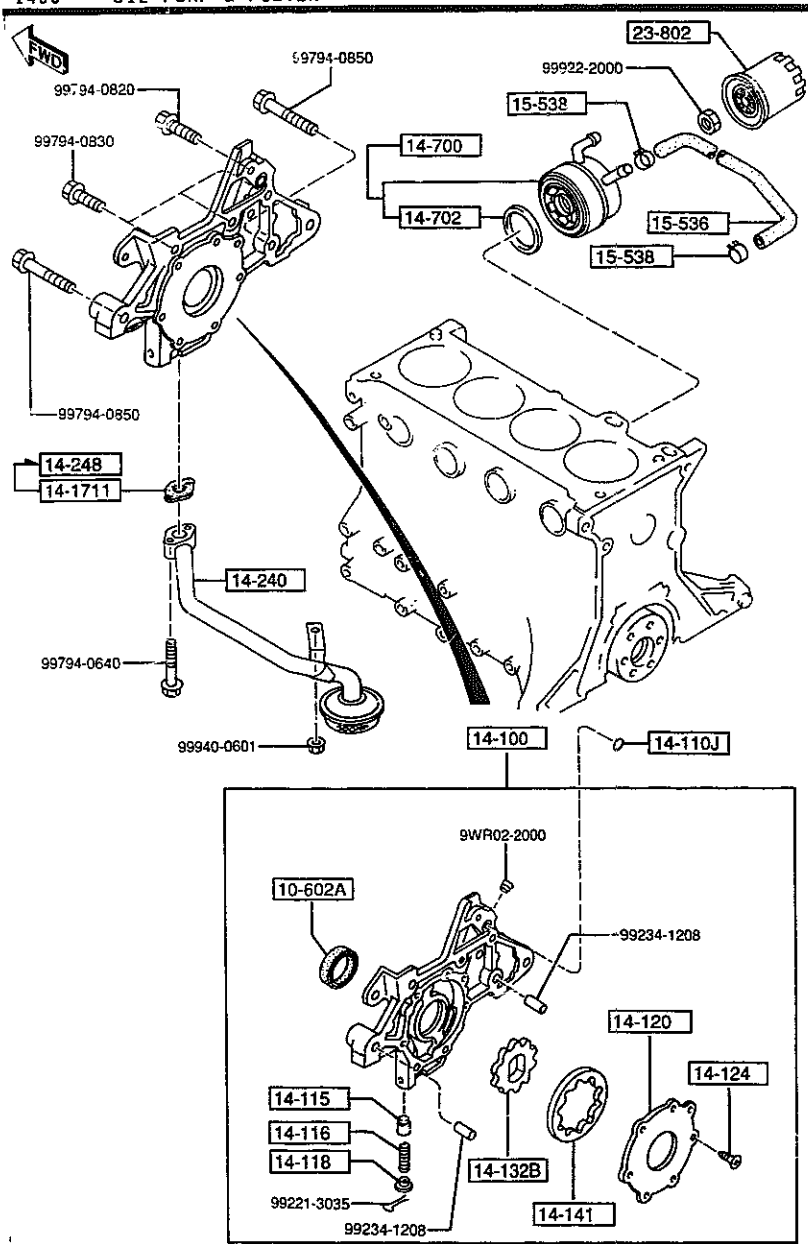
AUNA04

CAT. AUNA04-03

1995-04

1400 -2 * OIL PUMP & FILTER

1400 OIL PUMP & FILTER



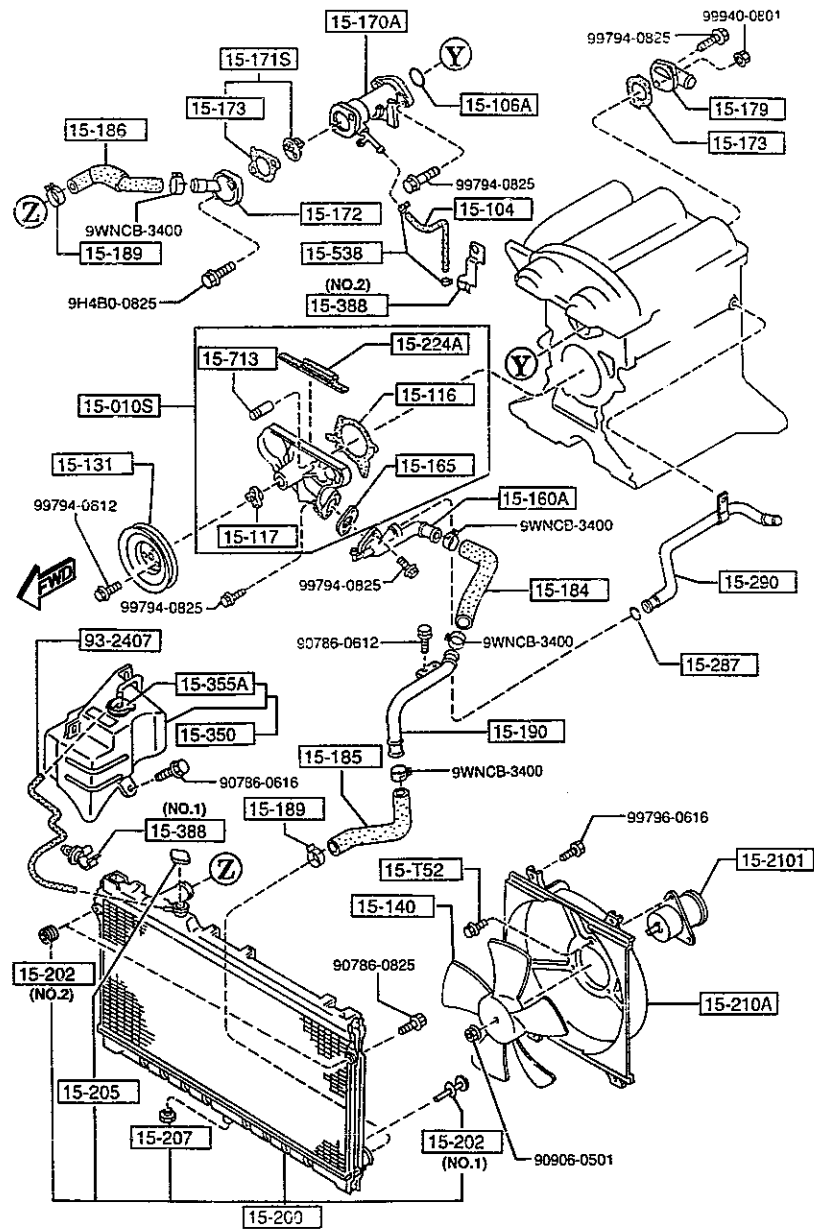
PART NO.	QTY	MODEL/RESTRICTION	MODEL/RESTRICTION	MODEL/RESTRICTION	FRGM-TO
14-248		GASKET,OIL STRAINER			
96BF-14-248	1				3901-
14-700		COOLER,OIL			
BPE8-14-700	1				
14-702		GASKET			
KL01-14-702A	1				
15-536		HOSE,WATER-OIL COOLE R IN.			
BPE8-15-536	1				
15-538		CLAMP,WATER HOSE			
JF02-15-538	2				
23-802		CARTRIDGE,OIL FILTER			
B6Y1-14-302	1	TOKYO ROKI			
3901 NA3***-502360					

AUNA04

CAT. AUNA04-03

1995-04

1500 COOLING SYSTEM



1500 -1 COOLING SYSTEM

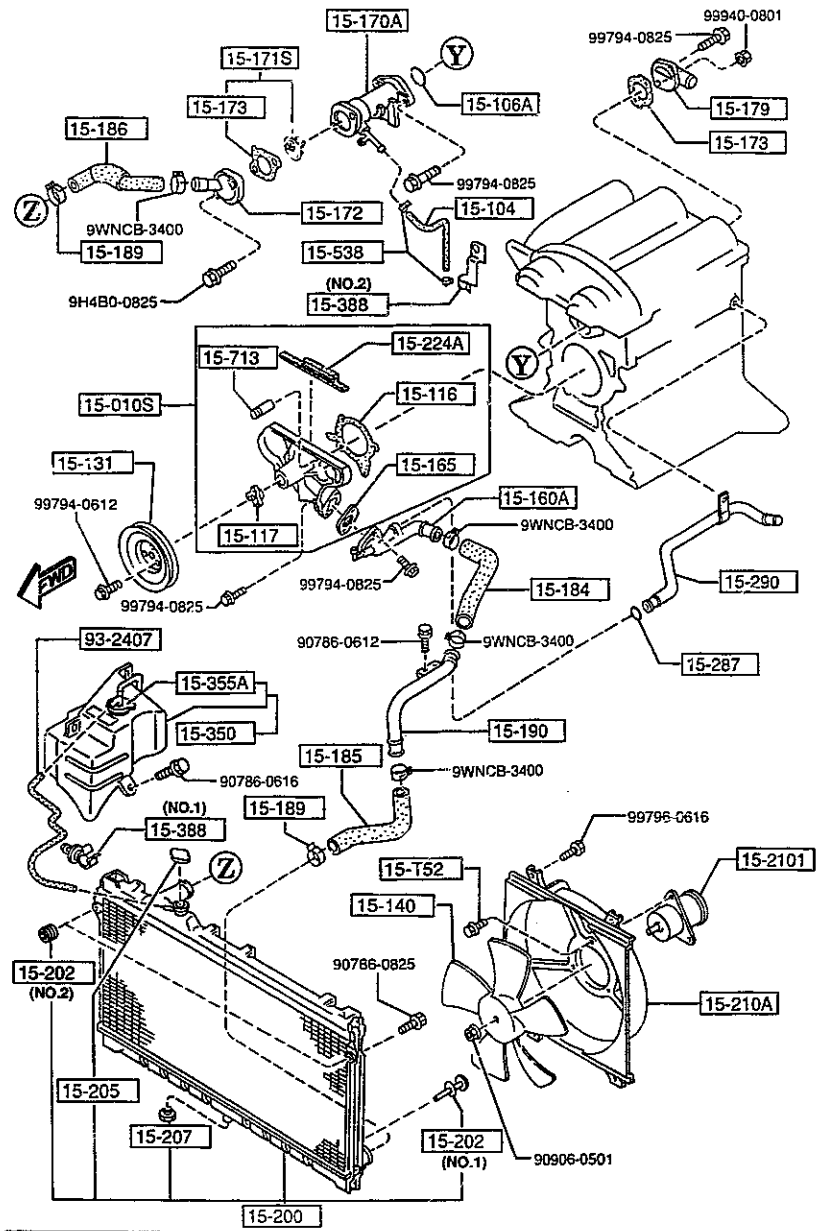
PART NO.	QTY	MODEL/RESTRICTION	MODEL/RESTRICTION	MODEL/RESTRICTION	FROM-TO
15-T52		SCREW, MOTOR-ELECTRIC FAN			
B6S8-15-T52	3				
15-010S		PUMP SET, WATER			
8ABB-15-010	1				
15-104		HOSE, WATER BY-PASS			
B61P-15-261A	1				
15-106A		RING, 'O'-WATER PUMP			
B61P-15-106	1				
15-116		GASKET, WATER PUMP			
B6BF-15-116	1				
15-117		BOSS, W. PUMP PULLEY			
E301-15-117	1				
15-131		PULLEY, WATER PUMP			
B3C7-15-131	1				
15-140		FAN, COOLING			
B61P-15-140A	1 (MT)				
B64J-15-140	1 (AT)	CALSONIC			
15-160A		INLET, WATER PUMP			
B61P-15-160	1				
15-165		GASKET, W. PUMP INLET			
B621-15-165	1	NON ASBESTOS			
15-170A		COVER, THERMO			
BPE8-15-170A	1				
15-171S		THERMOSTAT SET			
8ABB-15-171	1				
15-172		COVER, THERMOSTAT			
BPE8-15-172	1				

AUNA04

CAT. AUNA04-03

1995-04

1500 COOLING SYSTEM



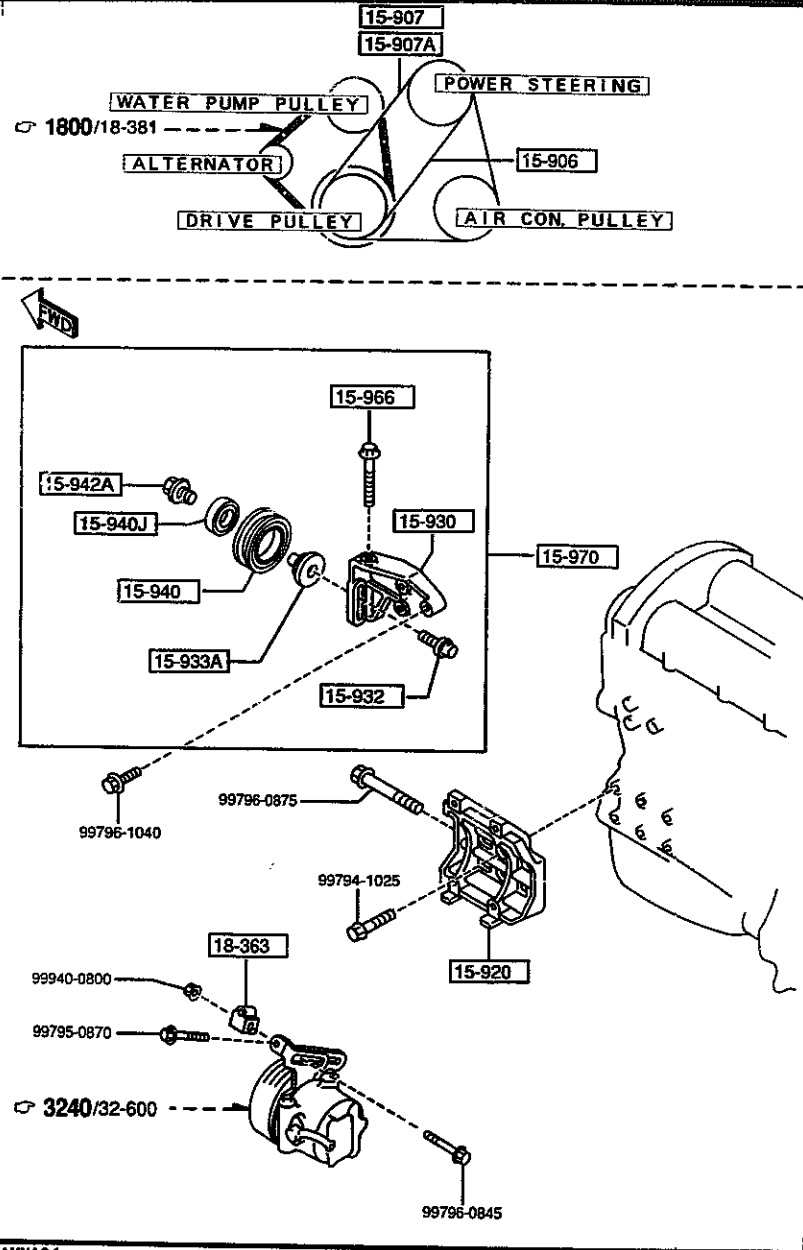
1500 -3 * COOLING SYSTEM

PART NO.	QTY	MODEL/RESTRICTION	MODEL/RESTRICTION	MODEL/RESTRICTION	FROM-TO
15-2101		FAN DRIVE			
B61P-15-150B	1	(MT)			
B64J-15-150A	1	(AT)			
15-224A		RUBBER, SEAL			
B660-10-543B	1				
15-287		RING, 'O'-WATER BYPASS			
E301-15-287	1				
15-290		PIPE, BYPASS			
BPE8-15-290	1				
15-350		TANK, SUB-RADIATOR			
B61P-15-350D	1				
15-355A		CAP, SUB TANK			
B61P-15-355A	1				
15-388		CLIP, HOSE-SUB T. & WATER H			
F201-15-388A	1	(ILLUST. NO.1)			
B61P-15-547	1	(ILLUST. NO.2)			
15-538		CLAMP, WATER HOSE			
JF02-15-538	2				
15-713		SET PIN, SPRING			
F801-15-713	1				
93-2407		HOSE, WATER			
99324-07610	1				

AUNA04

CAT. AUNA04-03

1995-04



PART NO.	QTY	MODEL/RESTRICTION	MODEL/RESTRICTION	MODEL/RESTRICTION	FROM-TO
15-906		BELT*V*			
B61P-15-907A	1	L=855 4PK RIB. BELT (W/O AIR CON.) (W/POWER STEERING)			
15-907		BELT*V*			
BPF3-15-909	1	(A) (W/AIR CON.) (W/POWER STEERING)			
15-907A		BELT*V*			
B3C7-15-907C	1	RIB-ACE 4PK848 (W/AIR CON.) (W/POWER STEERING)			
15-920		BRACKET,COMPRESSOR			
BPE8-15-810A	1	(A) (W/AIR CON.)			
15-930		BRACKET,IDLE PULLEY			
BP01-15-951	1	(A) (W/AIR CON.) (W/POWER STEERING)			
15-932		SHAFT,PULLEY			
B631-15-932	1	(A) (W/AIR CON.) (W/POWER STEERING)			
15-933A		COLLAR			
BP01-15-933	1	(A) (W/AIR CON.) (W/POWER STEERING)			
15-940		PULLEY,IDLE			
BP01-15-940	1	(A) (W/AIR CON.) (W/POWER STEERING)			
15-940J		BEARING			
99606-83020	1	(W/AIR CON.) (W/O POWER STEERING)			
15-942A		COLLAR			
E564-15-942	1	(A) (W/AIR CON.) (W/O POWER STEERING)			

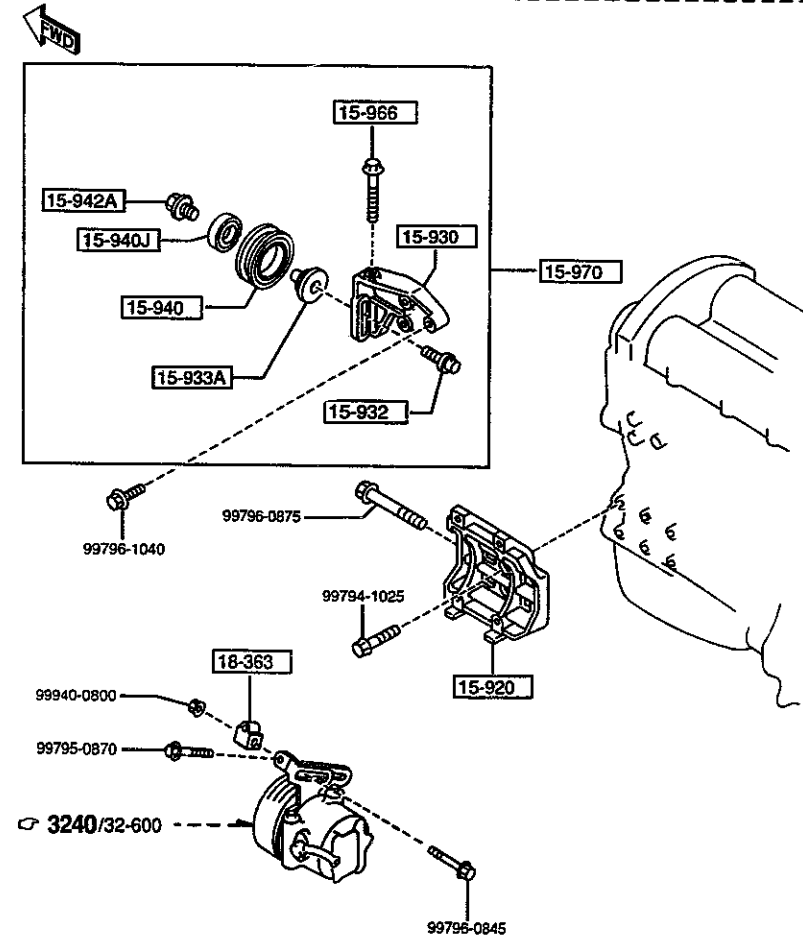
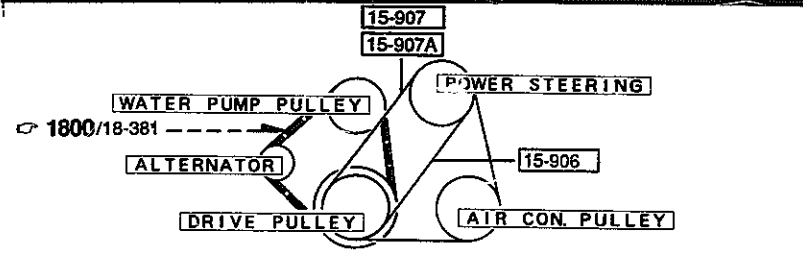
AUNA04

CAT. AUNA04-03

1995-04

1580 BRACKET, PULLEY & BELT

1580 -2 * BRACKET, PULLEY & BELT



PART NO.	QTY	MODEL/RESTRICTION	MODEL/RESTRICTION	MODEL/RESTRICTION	FROM-TO
15-966	1	BOLT, ADJUST (A) (W/AIR CON.) (W/O POWER STEERING)			
E564-15-934	1				
15-970	1	PULLEY, IDLE (A) (W/AIR CON.) (W/O POWER STEERING)			
BP01-15-930	1				
18-363	1	SPACER, STRAP (W/O AIR CON.) (W/POWER STEERING)			
FP02-18-363	1				

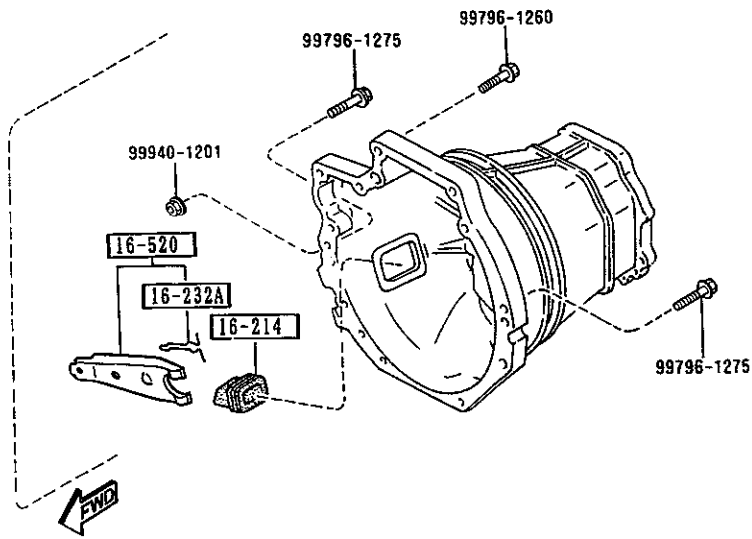
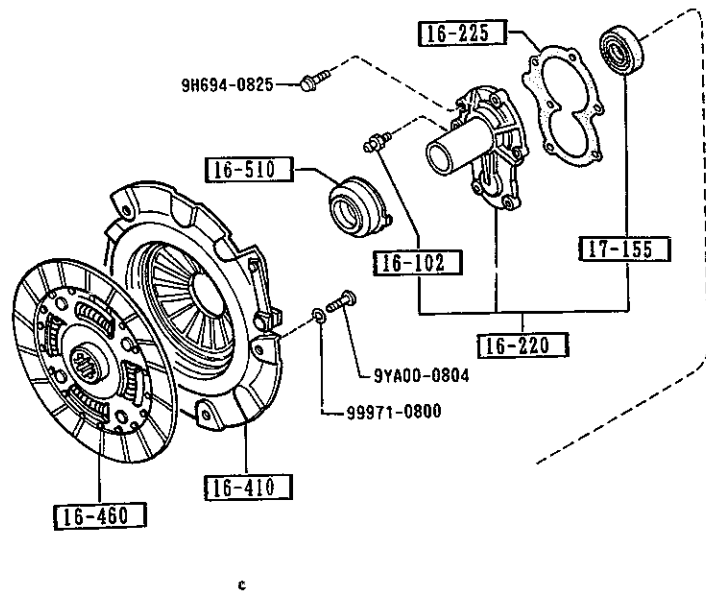
AUNA04

CAT. AUNA04-03

1995-04

1600 CLUTCH DISC & COVER (MANUAL)

1600 -1 * CLUTCH DISC & COVER (MANUAL)

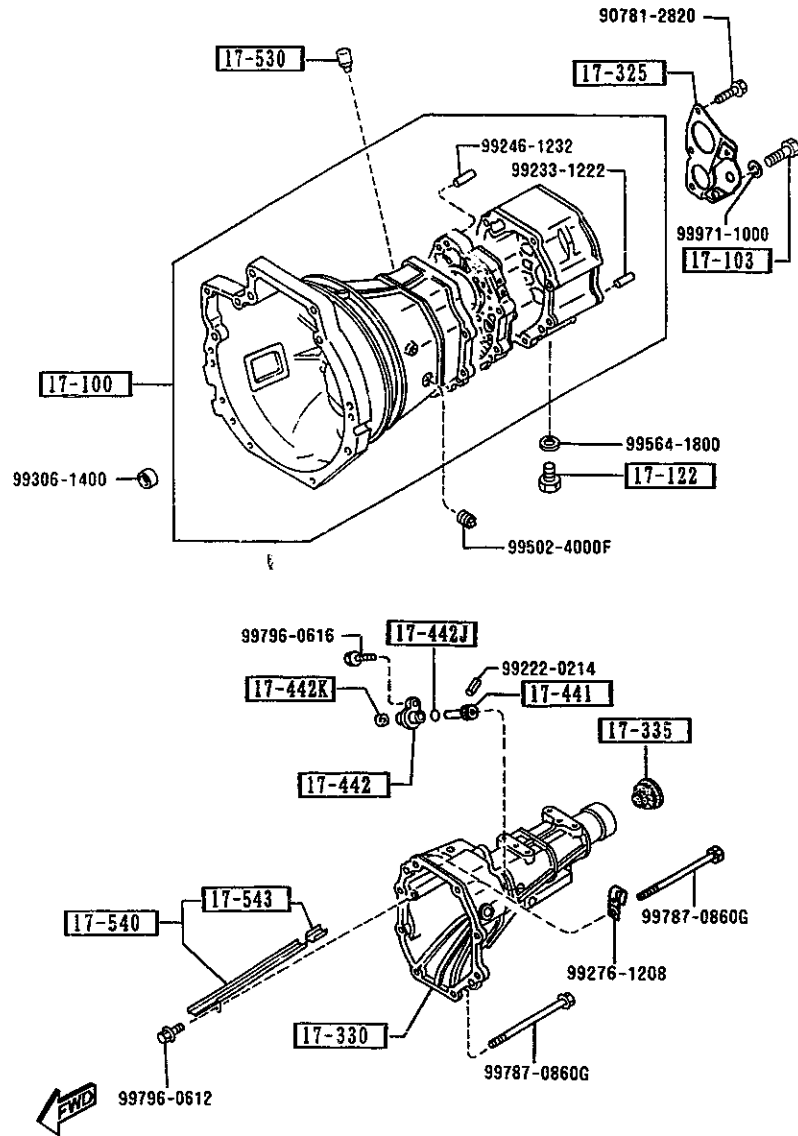


PART NO.	QTY	MODEL/RESTRICTION	MODEL/RESTRICTION	MODEL/RESTRICTION	FROM-TO
16-102	1	PIN, PIVOT-CLUTCH REL. FORK			
6603-16-102B	1				
16-214	1	COVER, DUST-CLUTCH FORK			-4301
FE86-16-214	1				4301-
FE51-16-214	1				
16-220	1	COVER, FRONT CLUTCH			
B622-16-220	1				
16-225	1	GASKET, FRONT COVER			
FE50-16-225A	1				
16-232A	1	SUPPORTER, FORK			
1416-16-232A	1				
16-410	1	COVER, CLUTCH			
BP07-16-410	1				
16-460	1	DISC, CLUTCH			
BP07-16-460	1				
16-510	1	COLLAR, CLUTCH REL.			
B622-16-510	1				
16-520	1	FORK, CLUTCH RELEASE			
B622-16-520	1				
17-155	1	SEAL, OIL			
H501-17-103	1				
4301 NA3***-514672					

AUNA04

CAT. AUNA04-03

1995-04

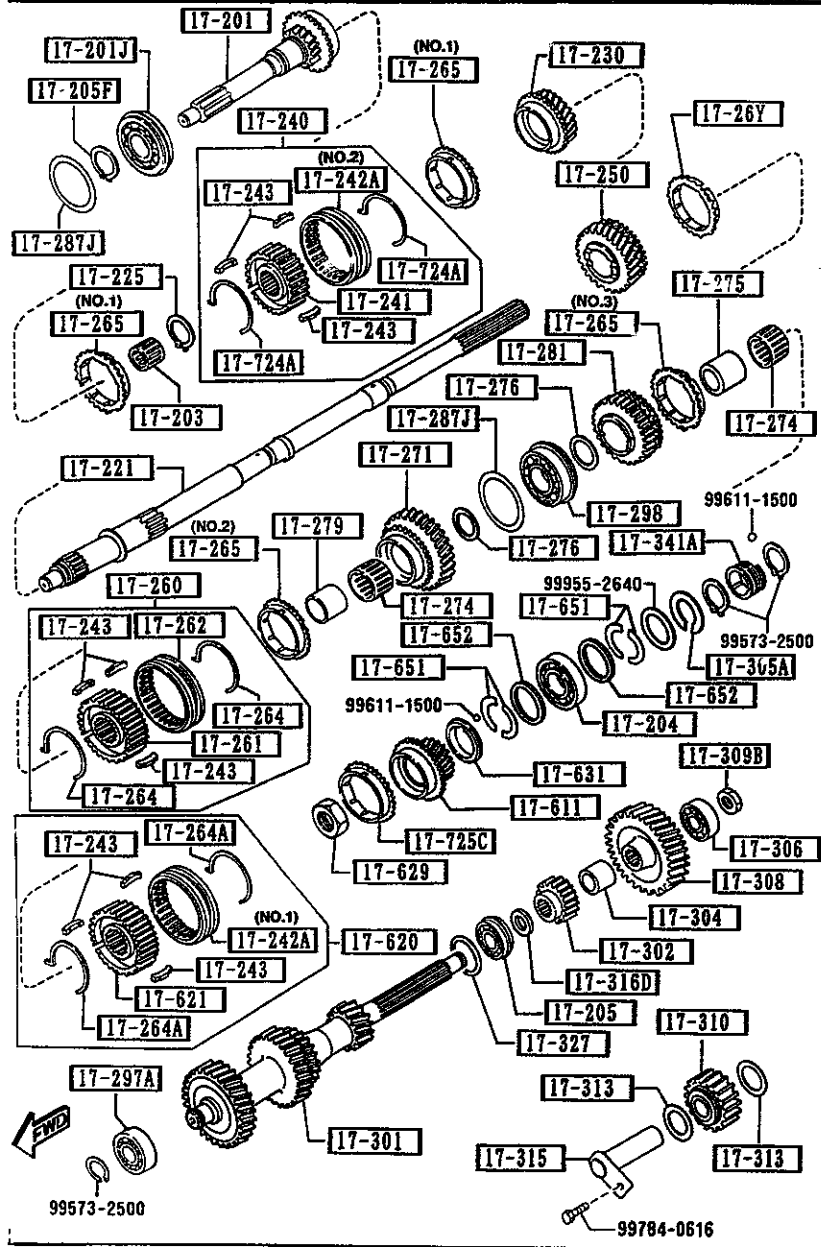


PART NO.	QTY	MODEL/RESTRICTION	MODEL/RESTRICTION	MODEL/RESTRICTION	FROM-TO
17-100	1	CASE, T/MISSION			-4301
M526-17-100 C (M526-17-100A)	1				4301-
M526-17-100A	1				
17-103	2	BOLT			
M501-17-103					
17-122	1	PLUG, MAGNET			
9810-17-121					
17-325	1	COVER, BEARING			
M501-17-370A					
17-330	1	HOUSING, EXTENSION			
M519-17-330					
17-335	1	SEAL, OIL			
M507-17-335A					
17-441	1	GEAR, DRIVEN			
M510-17-441		N=22			
17-442	1	SLEEVE, SPEEDOMETER			
1669-17-442B					
17-442J	1	RING, 'O'			
1011-17-443					
17-442K	1	SEAL, OIL			
99586-08166					
17-530	1	BREATHER, AIR-T/MISSION			
0884-17-530					
17-540	1	PASS, OIL			
M509-17-540					
17-543	1	RUBBER, SEAL			
M501-17-543A					
M526-17-100 FE51-16-214 C M526-17-100A			4301 NA3***-514672		

AUNA04

CAT. AUNA04-03

1995-04



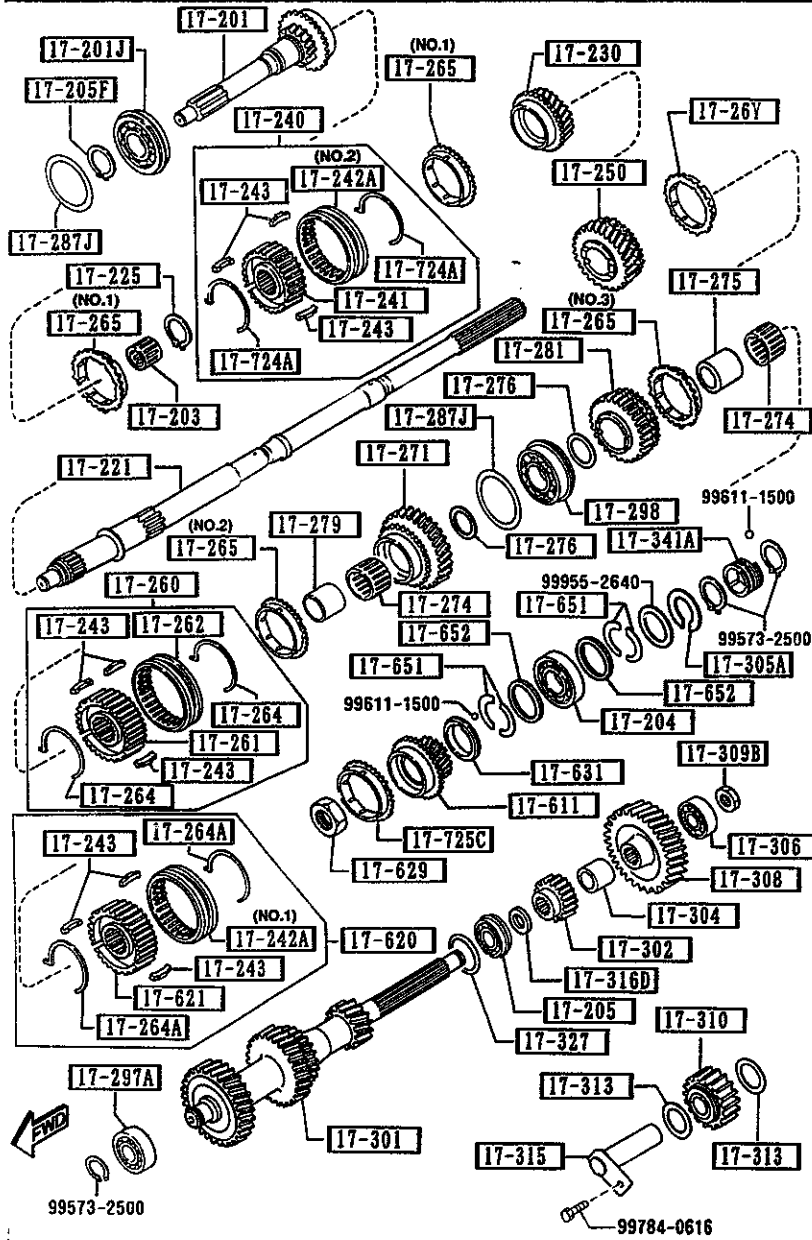
PART NO.	QTY	MODEL/RESTRICTION	MODEL/RESTRICTION	MODEL/RESTRICTION	FROM-TO
17-308		GEAR,COUNTER			
M510-17-308	1				
17-309B		NUT,LOCK-COUNTER SHAFT BR			
M501-17-309	1				
17-310		GEAR,REVERSE IDLE			
M513-17-310	1				
17-313		WASHER,THRUST-REVERSE IDLE G. T=2MM			
M501-17-313	2				
17-315		SHAFT,REV. IDLE GEAR			
M501-17-140	1				
17-316D		SPACER			
R502-17-316	1				
17-327		SHIM,ADJUST-COUNTER SHAFT GEAR T=0.1MM			
0305-17-327	2				
0305-17-328	1	T=0.3MM			
17-341A		GEAR,SPEEDO.DRIVE			
M503-17-341	1				
17-611		GEAR,OVER TOP			
M517-17-611	1				
17-620		HUB SET,CLUTCH-D.T. & REV			
M505-17-620	1				
17-621		HUB,CLUTCH			
M505-17-621	1				
17-629		NUT,LOCK-CLUTCH HUB			
8601-17-629	1				
17-631		WASHER,THRUST LOCK-OVER TOP G. T=6.2MM			
0884-17-632B					

AUNA04

CAT. AUNA04-03

1995-04

1710 TRANSMISSION GEARS(MANUAL)



1710 -5 * TRANSMISSION GEARS(MANUAL)

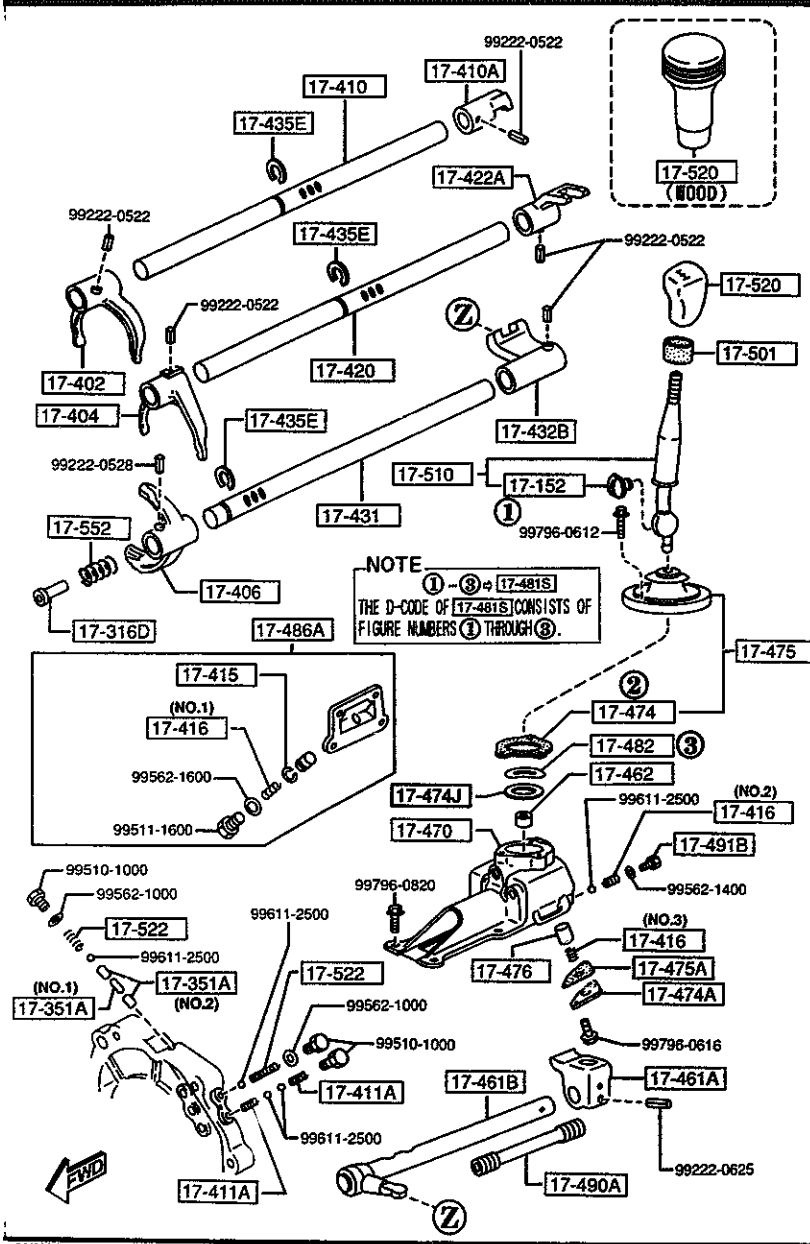
PART NO.	QTY	MODEL/RESTRICTION	MODEL/RESTRICTION	MODEL/RESTRICTION	FROM-TO
CONT'D	1				
0884-17-633B	1	T=6.4MM			
0884-17-634B	1	T=6.5MM			
0884-17-635B	1	T=6.6MM			
17-651	4	WASHER, THRUST			
M501-17-651	4	T=3MM			
M501-17-653	2	T=3.1MM			
M501-17-654	2	T=3.2MM			
M501-17-655	2	T=2.9MM			
17-652	2	RING, THRUST WASHER			
M501-17-652	2	T=2MM			
17-724A	2	SPRING, SYNCHRO. KEY			
M501-17-724	2				
17-725C	1	RING, SYNCHRONIZER			
V501-17-725	1				

AUNA04

CAT. AUNA04-03

1995-04

1720 CHANGE CONTROL SYSTEM (MANUAL)



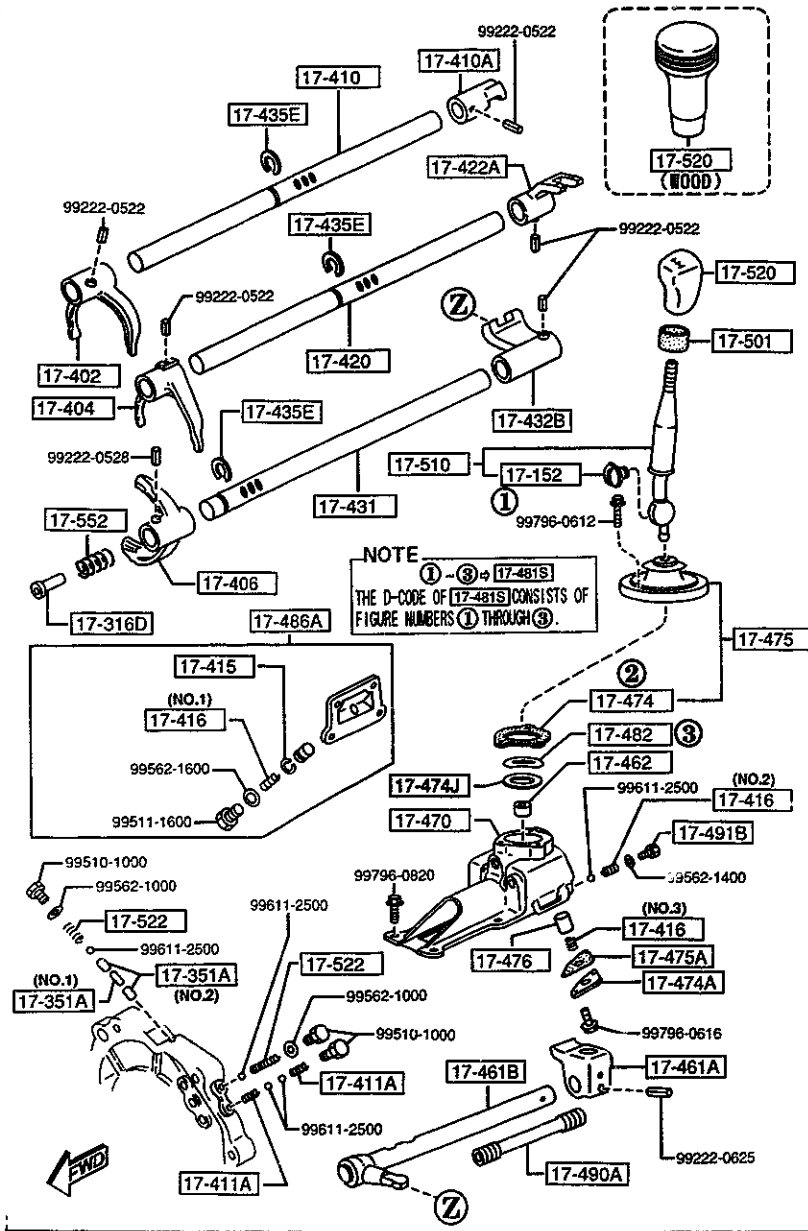
PART NO.	QTY	MODEL/RESTRICTION	MODEL/RESTRICTION	MODEL/RESTRICTION	FROM-TO
CONT'D					
M507-17-422	1				
+-----+ 17-431 +-----+		ROD,SHIFT-OVER TOP & REVERSE			
M506-17-431A	1				
+-----+ 17-432B +-----+		END,SHIFT ROD(O/TOP& REV.)			
M508-17-432	1				
+-----+ 17-435E +-----+		RING,RETAINING			
R502-17-435	3				
+-----+ 17-461A +-----+		END,CONTROL LEVER			
M508-17-461A	1				
+-----+ 17-461B +-----+		ROD,CONTROL			
M516-17-450A	1				
+-----+ 17-462 +-----+		SHEET,SPRING			
0398-17-462A	1				
+-----+ 17-470 +-----+		CASE,CHANGE CONTROL			
M510-17-470C	1				
+-----+ 17-474 +-----+		GASKET,COVER PLATE			
0303-17-474	1				
+-----+ 17-474A +-----+		CAP,SPRING			
M501-17-474	1				
+-----+ 17-474J +-----+		SHIM,ADJUST			
99963-3330	1	T=0.3MM			
+-----+ 17-475 +-----+		BOOT,DUST-CHANGE LEV ER			
M513-17-480A	1				
+-----+ 17-475A +-----+		GASKET,S. ING CAP			
M501-17-475	1				
+-----+ 17-476 +-----+		SPINDLE,SELECT LOCK			
M502-17-476A	1				

AUNA04

CAT. AUNA04-03

1995-04

1720 CHANGE CONTROL SYSTEM (MANUAL)



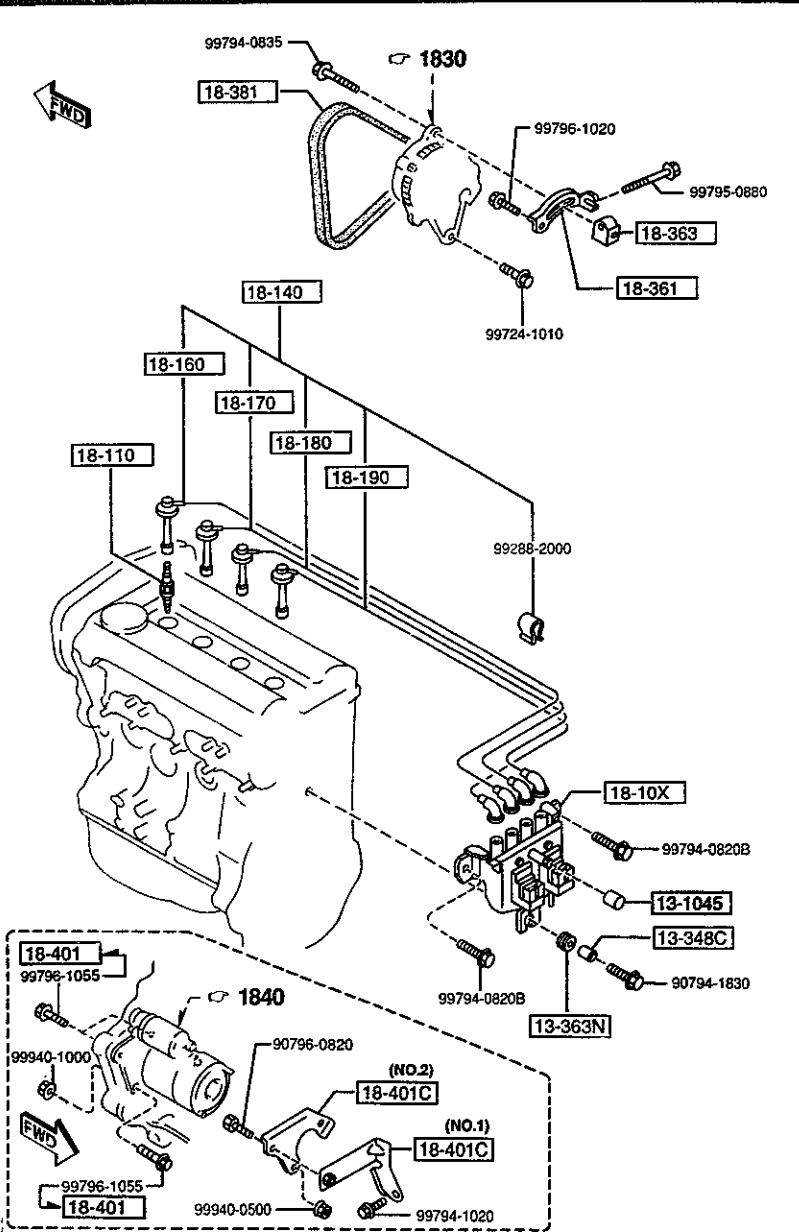
PART NO.	QTY	MODEL/RESTRICTION	MODEL/RESTRICTION	MODEL/RESTRICTION	FROM TO
17-481S	1	BUSH SET, CHANGE LEVER			
8AN1-17-481	1				
17-482	1	WASHER, WAVE-CHANGE CONTROL CASE			
M505-17-482	1				
17-486A	1	COVER, BLIND			
R501-17-47X	1				
17-490A	1	COVER, ROD			
M504-17-490A	1				
17-491B	1	CAP, SPRING			
0183-17-491	1				
17-501	1	INSULATOR, CHG LEVER			
M501-17-501	1				
17-510	1	LEVER, CHANGE			
M524-17-510C	1				
17-520	1	KNOB, CHANGE LEVER (URETHANE)			
M515-17-520	1				
00	INT-	NA3 NA5 NA4 NA6 BLACK			
M517-17-520	2	(WOOD)			
M518-17-520A	1	OPT, (LEATHER)			
17-522	2	SPRING 5TH & REVERSE			
0103-17-411	2				
17-552	1	SPRING			
M504-17-552	1				
M505-17-552	1				
-4124					
4124-					
4124 NA3***-510839					

AUNA04

CAT. AUNA04-03

1995-04

1800 ENGINE ELECTRICAL SYSTEM



AUNA04

1800 -1 ENGINE ELECTRICAL SYSTEM

PART NO.	QTY	MODEL/RESTRICTION	MODEL/RESTRICTION	MODEL/RESTRICTION	FRGM-TO
JE08-13-104	1	13-1045 CAP, BLIND			
B61P-13-348	1	13-348C SPACER			
B61P-13-363A	1	13-363N RUBBER, MOUNTING			
BPE8-18-10XA	1	18-10X COIL & IGNITER			
BP01-18-110	4	18-110 PLUG, SPARK BKR5E-11 NGK (STD.)			
BP02-18-110	4	K16PR-U11 ND (STD.)			
BP03-18-110	4	BKR6E-11 NGK (OPTION COLD TYPE)			
BP04-18-110	4	K20PR-U11 ND (OPTION COLD TYPE)			
BPE8-18-140A	1	18-140 CORD SET, HI. TENSION			
BPE8-18-T51	1	18-160 CORD NO. 1, HI. TENSION			
BPE8-18-T52	1	18-170 CORD NO. 2, HI. TENSION			
BPE8-18-T53	1	18-180 CORD NO. 3, HI. TENSION			
BPE8-18-T54A	1	18-190 CORD NO. 4, HI. TENSION			
B6BF-18-361B A (B6BF-18-361C)	1	18-361 STRAP, ALTERNATOR			-3C13
B6BF-18-361C	1				3C13-

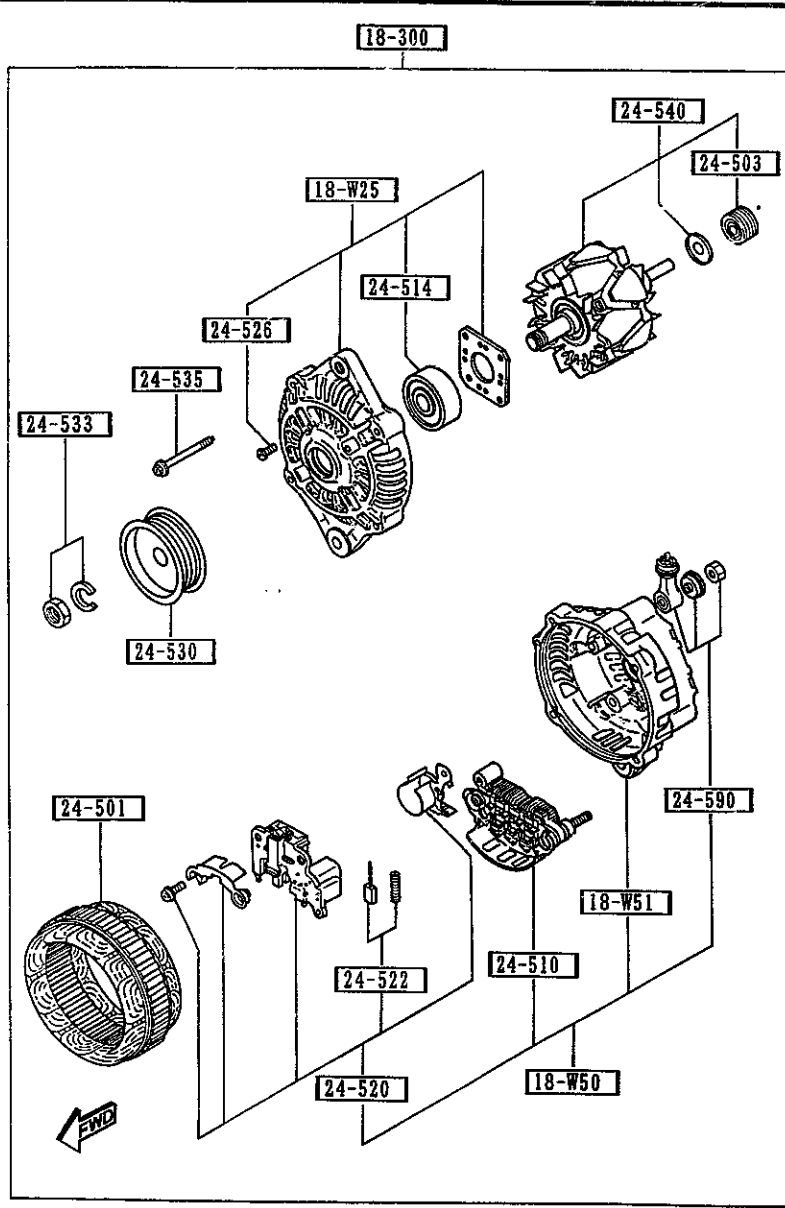
3C13 NA3***-508545

CAT. AUNA04-03

1995-04

1830 ALTERNATOR

1830 -1 ALTERNATOR



PART NO.	QTY	MODEL/RESTRICTION	MODEL/RESTRICTION	MODEL/RESTRICTION	FROM-TO
18-W25		COVER, FRONT-ALTERNATOR			
BPD3-18-W25	1				-4101
FS05-18-W25	1				4101-
18-W50		COVER, REAR-ALTERNATOR			
BPE8-18-W50	1				
18-W51		COVER, REAR-ALTERNATOR (G)			
FS05-18-W51	1				
18-300		ALTERNATOR			
BPE8-18-300	1	(MT)			
BPE9-18-300	1	(AT)			
24-501		STATOR			
JE15-18-W45	1				
24-503		BEARING, BALL-ALT. REAR			
N336-18-W36	1				
24-510		RECTIFIER			
BPE8-18-W60	1				
24-514		BEARING, BALL-ALT. FRONT			
PN16-18-W27	1				
24-520		REGULATOR, VOLTAGE			
B64J-18-W70A	1				
24-522		BRUSH			
B3C7-18-W77	2				
24-526		SCREW SET			
RF71-18-W26	1				
24-530		PULLEY			
B3C7-18-W10	1				
24-533		NUT SET			
B3C7-18-W05	1				

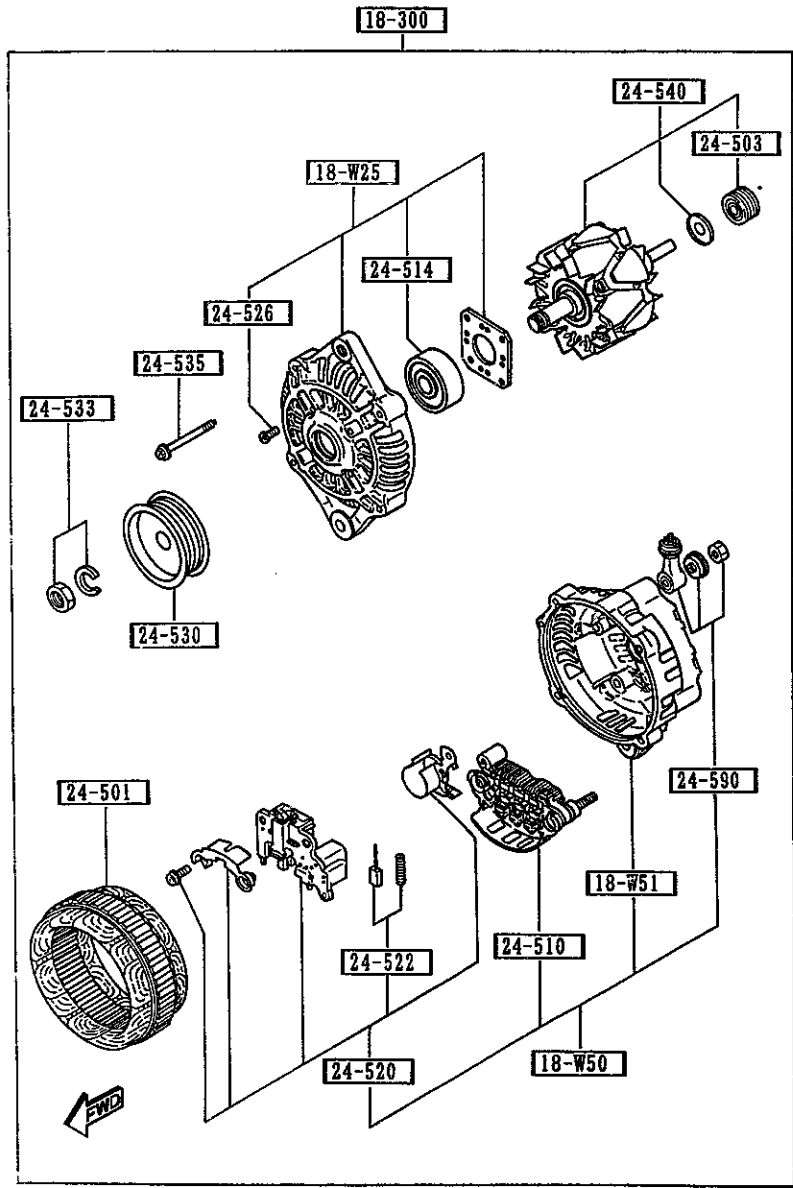
4101 NA3***-509503

AUNA04

CAT. AUNA04-03

1995-04

1830 ALTERNATOR

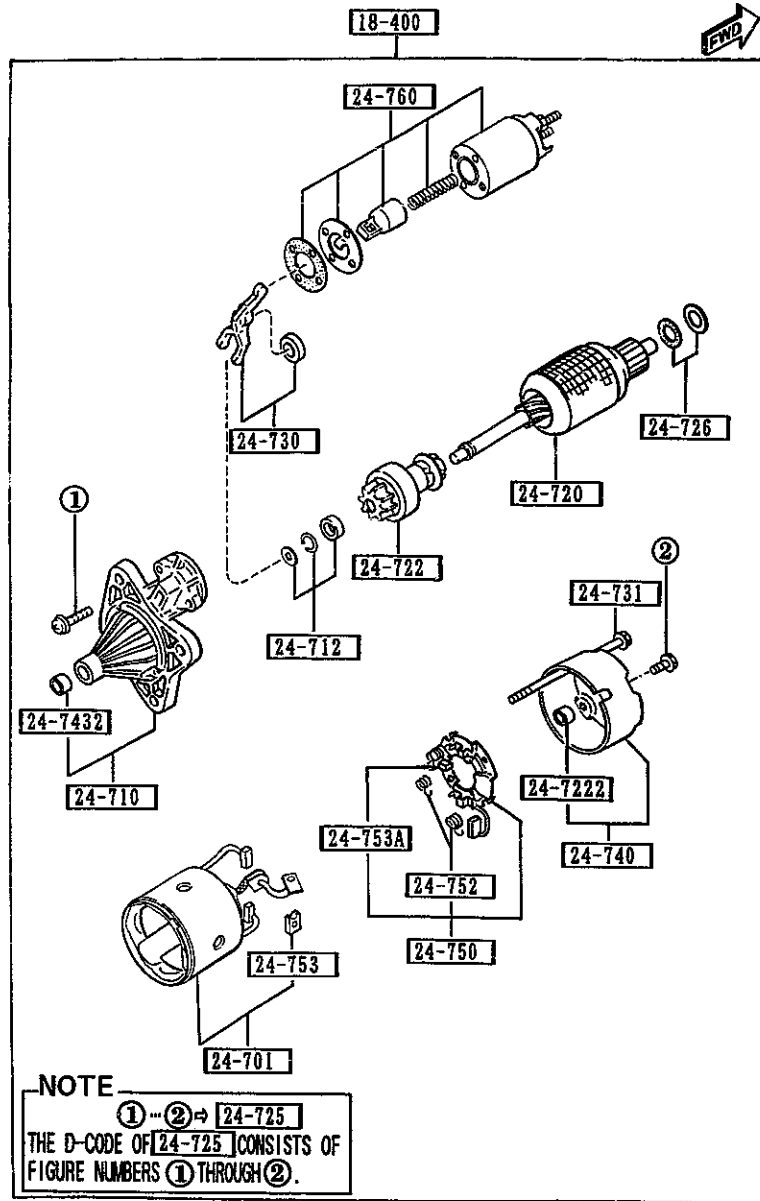


PART NO.	QTY	MODEL/PESTRICITION	MODEL/RESTRICTION	MODEL/RESTRICTION	FROM-TO
24-535		SCREW SET			
RF71-18-W20	1				
24-540		ROTOR			
BPD3-18-W35	1 (AT)				
B366-18-W35D	1 (MT)				
24-590		TERMINAL SET			
BPD3-18-W80	1				

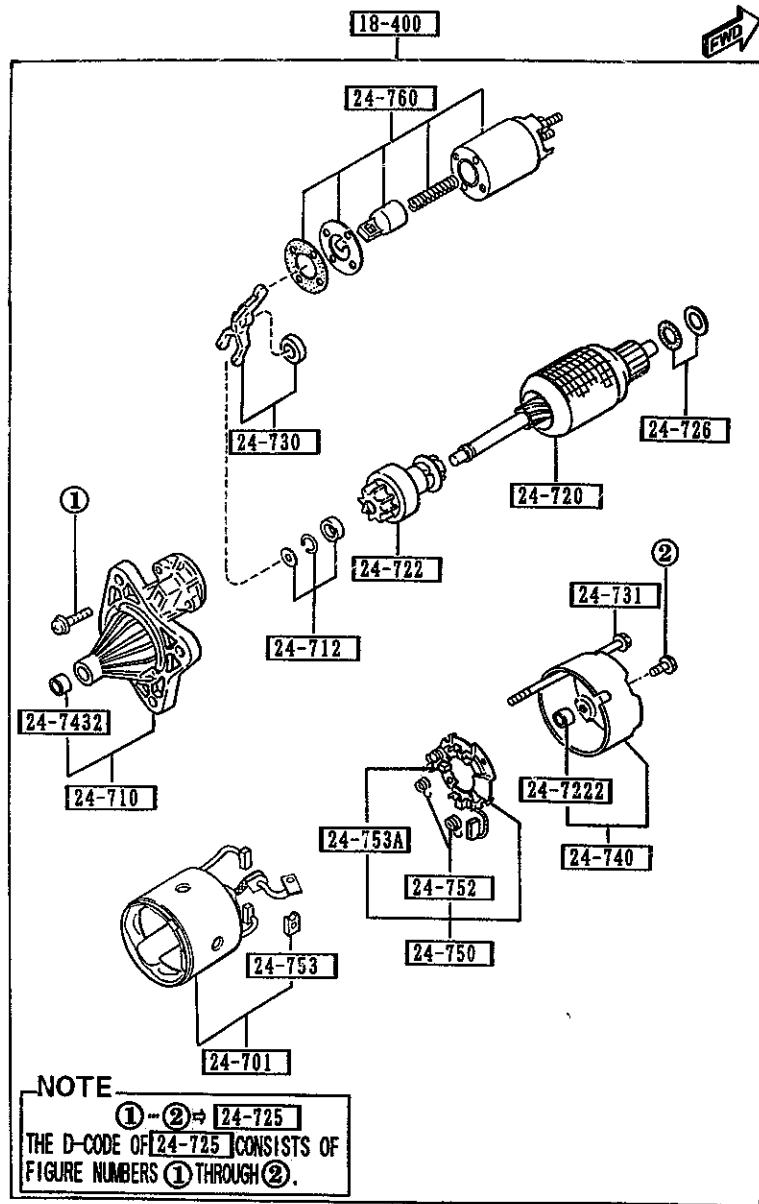
AUNA04

CAT. AUNA04-03

1995-04



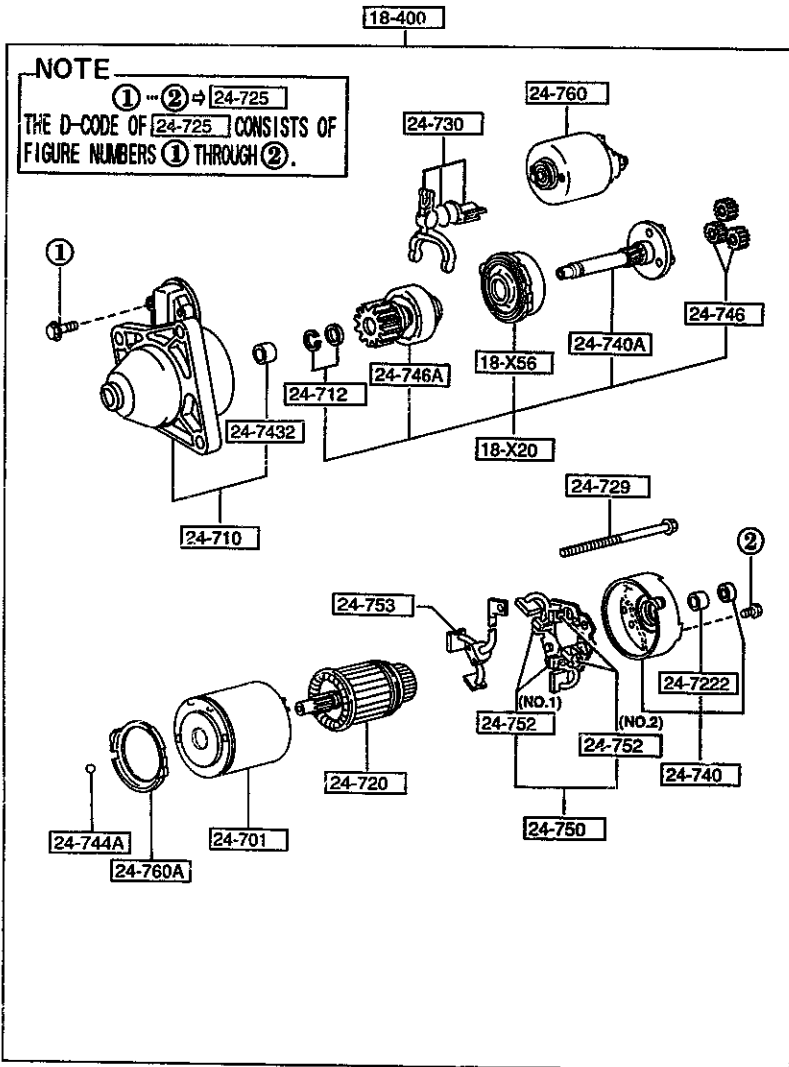
PART NO.	QTY	MODEL/RESTRICTION	MODEL/RESTRICTION	MODEL/RESTRICTION	FROM-TO
18-400	1	STARTER			
B61R-18-400A	1	NON ASBESTOS			
24-701	1	YOKE			
B61R-18-X65	1				
24-710	1	BRACKET, FRONT			
B61R-18-X00	1				
24-712	1	STOPPER SET			
E356-18-X30	1				
24-720	1	ARMATURE			
B6S8-18-X60	1	NON ASBESTOS			
24-722	1	CLUTCH, OVER RUNNING			
B630-18-X45	1				
24-7222	1	SLEEVE, BEARING-REAR			
E356-18-X81	1				
24-725	1	SCREW SET			
E356-18-X95	1				
24-726	1	WASHER SET			
E356-18-X92	1				
24-730	1	LEVER			
E356-18-X05	1				
24-731	2	BOLT SET			
B630-18-X90	2				
24-740	1	BRACKET, REAR			
E356-18-X80	1				
24-7432	1	SLEEVE, BEARING-FRONT			
F210-18-X01	1				



PART NO.	QTY	MODEL/RESTRICTION	MODEL/RESTRICTION	MODEL/RESTRICTION	FROM-TO
24-750		HOLDER, BRUSH			
B61R-18-X70	1				
24-752		SPRING, BRUSH			
0222-24-752A	4				
24-753		BRUSH, YOKE			
B630-18-X66	2				
24-753A		BRUSH			
B660-18-X66	2				
24-760		SWITCH			
E356-18-X10	1				

1840 A STARTER
(AT)

1840 A-1 STARTER
(AT)



PART NO.	QTY	MODEL/RESTRICTION	MODEL/RESTRICTION	MODEL/RESTRICTION	FROM-TO
18-X20		SHAFT, PINION			
AM15-18-X20	1				
18-X56		GEAR, INTERNAL-STARTER			
F225-18-X56	1				
18-400		STARTER			
BPE9-18-400	1				
24-701		YOKE			
JF01-18-X65	1				
24-710		BRACKET, FRONT			
BPE9-18-X00	1				
24-712		STOPPER SET			
N325-18-X30	1				
24-720		ARMATURE			
F214-18-X60A	1	NON ASBESTOS			
24-722		SLEEVE, BEARING-REAR			
N326-18-X62A	1				
24-725		SCREW SET			
E356-18-X95	1				
24-729		BOLT			
N326-18-X91	2				
24-730		LEVER			
N326-18-X05	1				
24-740		BRACKET, REAR			
JF01-18-X80A	1				
24-740A		SHAFT			
F214-18-X40	1				
24-7432		SLEEVE, BEARING-FRONT			

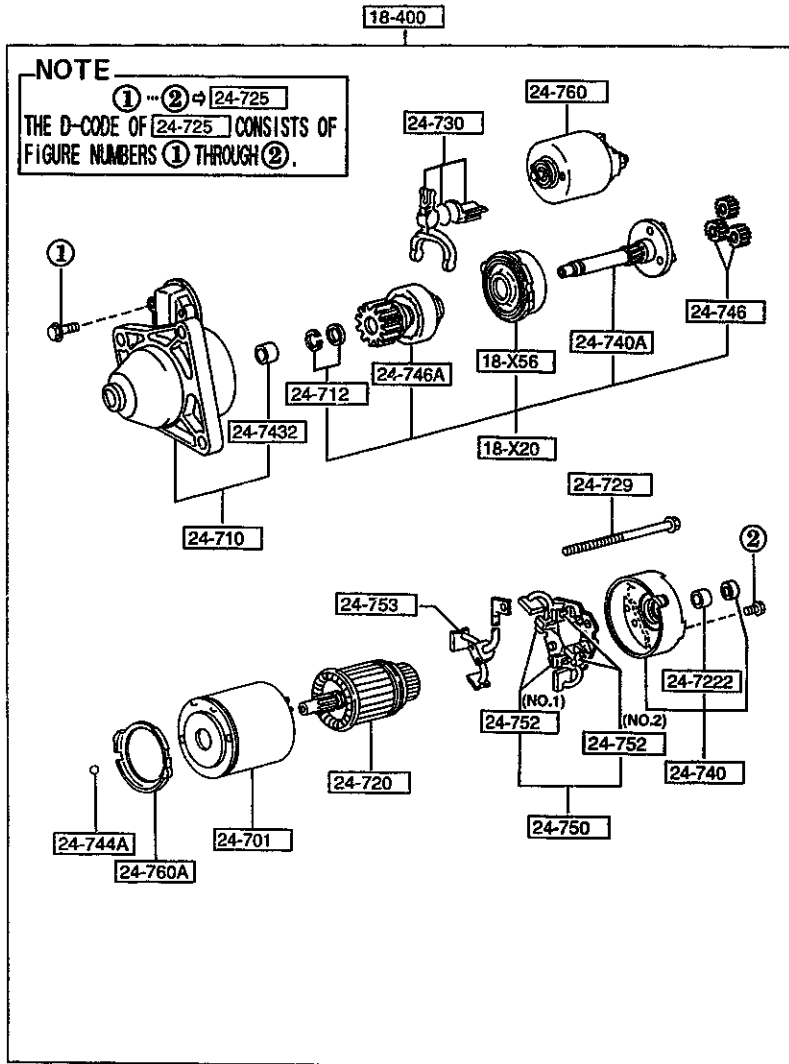
AUNA04

CAT. AUNA04-03

1995-04

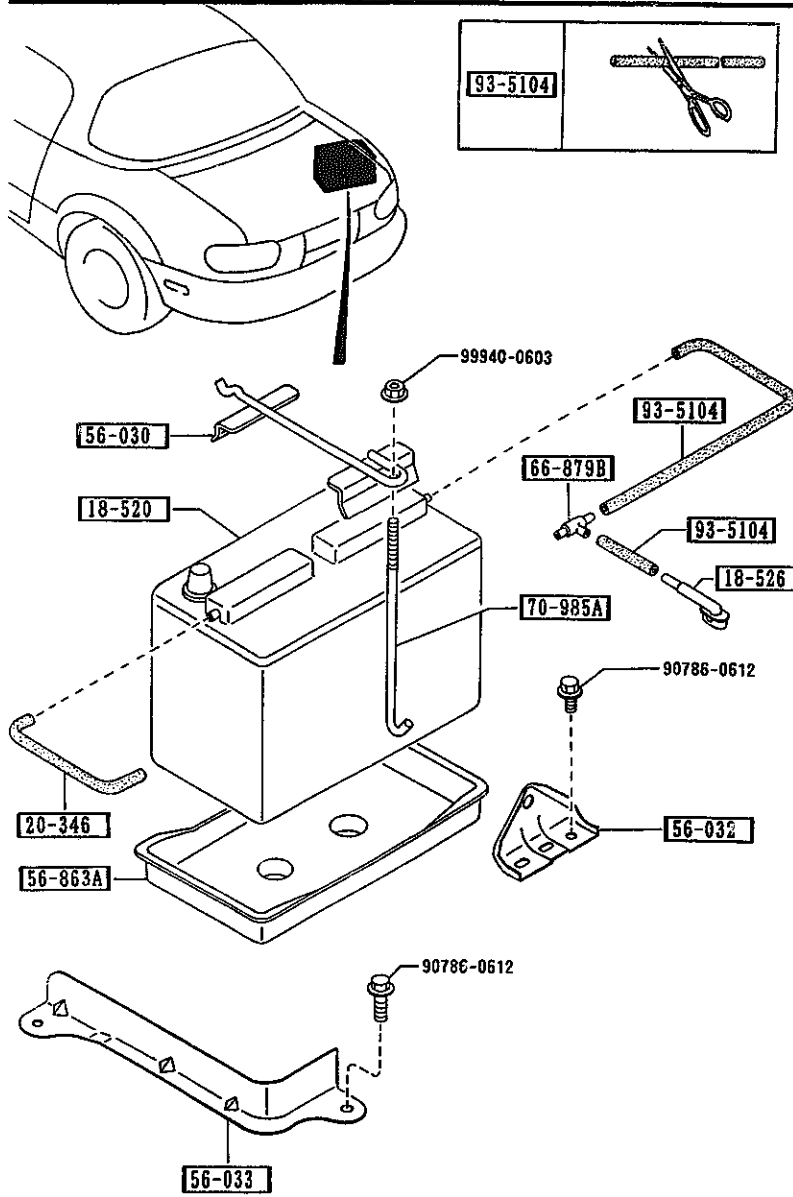
1840 A STARTER
(AT)

1840 A-2 * STARTER
(AT)



PART NO.	QTY	MODFL/RFLTRICITION	MODEL/RESTRICTION	MODEL/RESTRICTION	FROM-TO
CONT *D E356-18-X01	1				
24-744A		BALL, STEEL			
N326-18-X93	1				
24-746		GEAR			
N326-18-X57	3				
24-746A		PINION			
AM15-18-X25	1				
24-750		HOLDER, BRUSH			
F214-18-X70	1				
24-752		SPRING, BRUSH			
N318-18-X71	2 (ILLUST. NO.1)				
N326-18-X71	2 (ILLUST. NO.2)				
24-753		BRUSH, YOKE			
F214-18-X66	1				
24-760		SWITCH			
E356-18-X10	1				
24-760A		GASKET			
N326-18-X87	1				

1850 BATTERY



1850 -1 * BATTERY

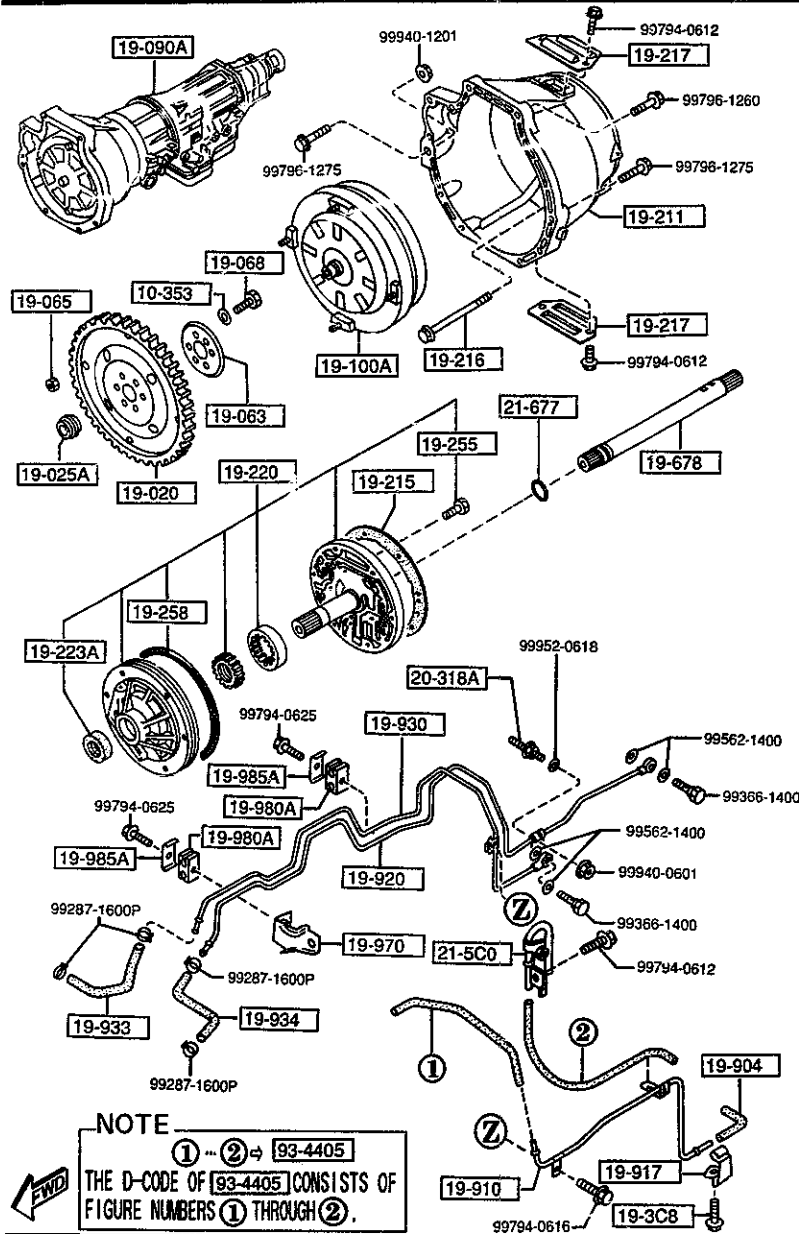
PART NO.	QTY	MODEL/RESTRICTION	MODEL/RESTRICTION	MODEL/RESTRICTION	FROM-TO
18-520		BATTERY			
B6AC-18-520	1	S46A24L(S) PANASONIC			
18-526		CONNECTOR, TUBE-BATTERY			
B61P-18-526	1				
20-346		TUBE, VACUUM			
B61P-18-524	1				
56-030		CLAMP, BATTERY			
NA01-56-03XA	1				
56-032		BRACKET, BATTERY CLAMP			
NA01-56-032A	1				
56-033		BRACKET, STOPPER-BATTERY			
NA01-56-033A	1				
56-863A		TRAY, BATTERY			
B095-56-032	1				
66-879B		JOINT			
0813-66-879	1				
70-985A		BOLT, CLAMP			
0259-54-292A	1				
93-5104		HOSE			
99351-04999	1				

AUNA04

CAT. AUNA04-03

1995-04

1910 TORQUE CONVERTER, OIL PUMP & PIPINGS (AUTOMATIC)



1910 -1 TORQUE CONVERTER, OIL PUMP & PIPINGS (AUTOMATIC)

PART NO.	QTY	MODEL/RESTRICTION	MODEL/RESTRICTION	MODEL/RESTRICTION	FROM-TO
10-353		WASHER, PLAIN			
0290-10-353	6				
19-020		PLATE, DRIVE			
BU55-19-020	1				
19-025A		ADAPTER, DRIVE PLATE			
FU60-19-025	1				
19-063		PLATE, BACKING			
FT31-19-063	1				
19-065		NUT			
FU51-19-065	4				
19-068		BOLT, LOCK			
FT31-19-064	6				
19-090A		T/MISSION CPT.			
N451-19-090A A (N451-19-090B)	1				-3B04
N451-19-090B A (N451-19-090C)	1				3B04-4127
N451-19-090C	1				4127-
19-100A		CONVERTER, TORQUE			
BU55-19-100	1				
19-211		HOUSING, CONVERTER			
BU55-19-211	1				
19-215		GASKET, OIL PUMP NON ASBESTOS			
BU46-19-215	1				
19-216		BOLT			
BU01-19-216	6				
19-217		COVER, BLIND			
BU55-19-217	2				

3B04 NA3***-506093
 4127 NA3***-511188

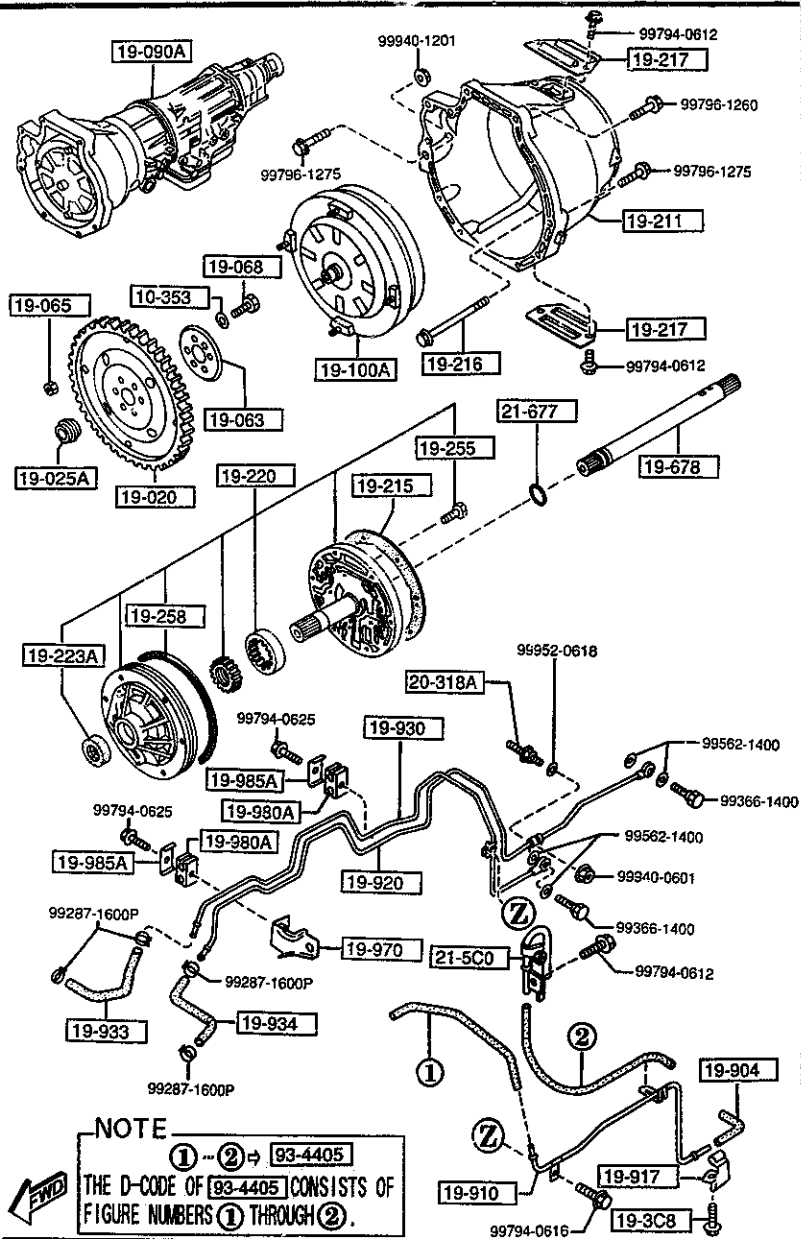
AUNA04

CAT. AUNA04-03

1995-04

1910 -2 TORQUE CONVERTER,OIL PUMP & PIPINGS (AUTOMATIC)

1910 TORQUE CONVERTER,OIL PUMP & PIPINGS (AUTOMATIC)



PART NO.	QTY	MODEL/RESTRICTION	MODEL/RESTRICTION	MODEL/RESTRICTION	FROM-TO
19-220		PUMP,OIL			
N451-19-220	1				
19-223A		SEAL,OIL			
0338-19-223A	1				
19-255		BOLT			
0338-19-255	5				
19-258		SEAL,CUT RING			
0338-19-258	1				
19-3C8		BOLT,BAFFLE PLATE			
BU55-19-3C8	1				
19-678		SHAFT,INPUT			
N451-21-678	1				
19-904		HOSE,VACUUM			
0338-19-904A	1				
19-910		PIPE,VACUUM			
BU55-19-910A	1				
19-917		CLIP			
0436-19-917	1				
19-920		PIPE,OIL			
N451-19-920	1				
19-930		PIPE,OIL			
N452-19-930	1				
19-933		HOSE,OIL			
BU55-19-933A	1				
19-934		HOSE,OIL			
BU55-19-934A	1				
19-970		BRACKET			

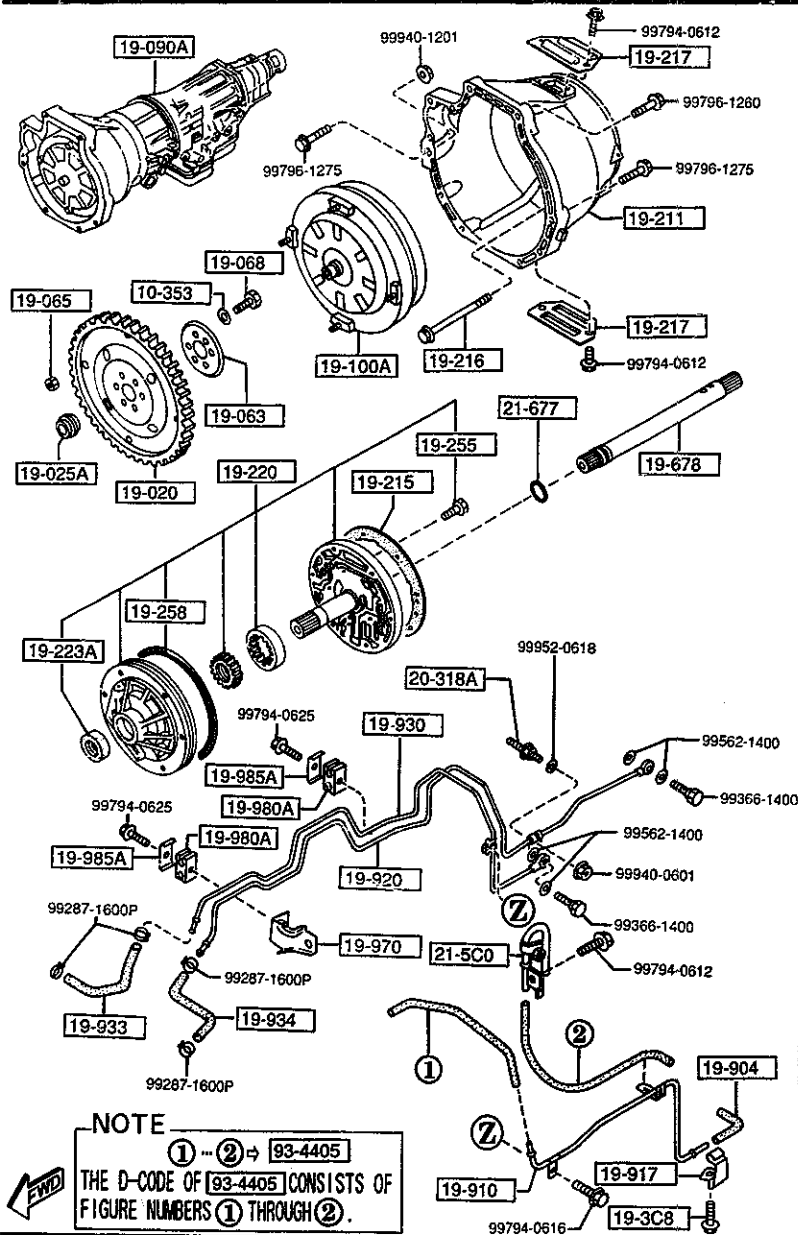
AUNA04

CAT. AUNA04-03

1995-04

1910 TORQUE CONVERTER, OIL PUMP & PIPINGS (AUTOMATIC)

1910 -3 * TORQUE CONVERTER, OIL PUMP & PIPINGS (AUTOMATIC)



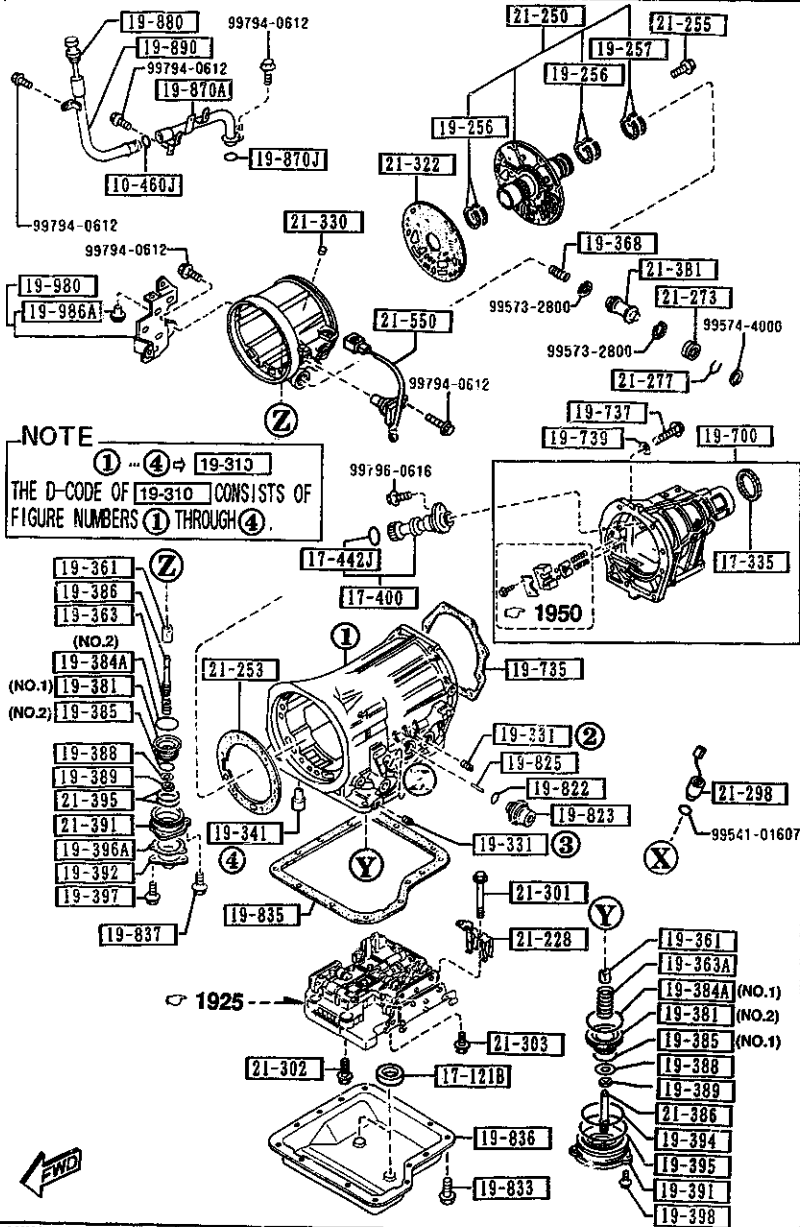
PART NO.	QTY	MODEL/RESTRICTION	MODEL/RESTRICTION	MODEL/RESTRICTION	FROM-TO
CONT'D BU55-19-970A	1				
+-----+ 19-980A +-----+		SUPPORT, OIL PIPE			
BU29-19-980	2				
+-----+ 19-985A +-----+		CLIP, OIL PIPE			
BU29-19-985	2				
+-----+ 20-318A +-----+		BOLT			
BU27-19-838	1				
+-----+ 21-5C0 +-----+		BREATHER			
N451-21-5C0	1				
+-----+ 21-677 +-----+		RING, 'O'			
BU01-21-677	1				
+-----+ 93-4405 +-----+		HOSE			
99344-05150	1				

AUNA04

CAT. AUNA04-03

1995-04

1920 TRANSMISSION CASE & MAIN CONTROL SYSTEM (AUTOMATIC)



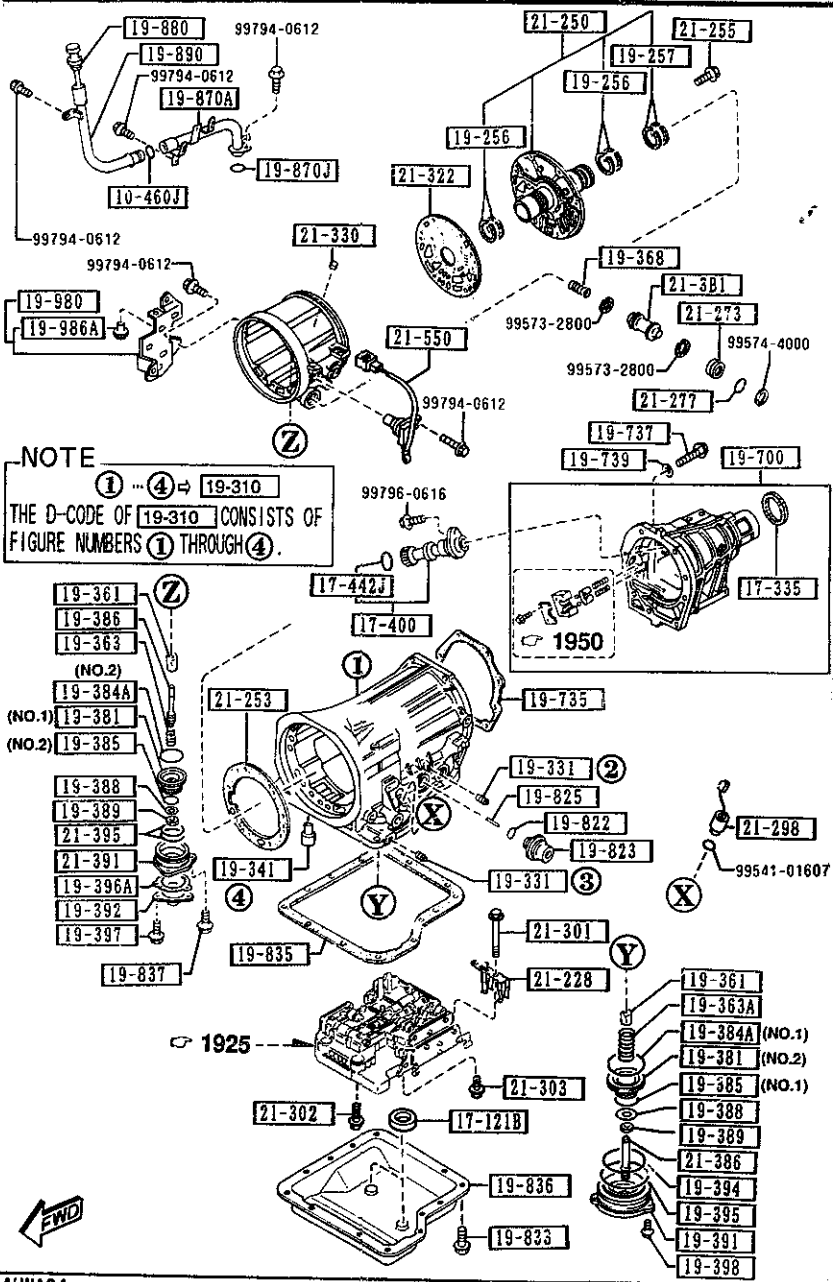
PART NO.	QTY	MODEL/RESTRICTION	MODEL/RESTRICTION	MODEL/RESTRICTION	FROM-TO
10-460J		RING, 'O'			
99541-01201	1				
17-121B		MAGNET			
F401-17-121	2				
17-335		SEAL, OIL			
M507-17-335A	1				
17-400		GEAR SET, DRIVEN-SPEED			
N451-17-400	1				
17-442J		RING, 'O'			
I011-17-443	1				
19-256		RING, SEAL			
BU01-19-256	4				
19-257		RING, SEAL			
BU01-19-257	2				
19-310		CASE, T/MISSION			
N451-19-310	1				
19-331		PLUG, SQUARE HEAD			
0338-19-331A	2				
19-341		BOLT, ANCHOR END			
0338-19-341	1				
19-361		STRUT, BAND			
0338-19-361B	2				
19-363		SPRING, PISTON RETURN			
FT40-19-363	1				
19-363A		SPRING, PISTON RETURN			
BU10-19-363	1				
19-368		SPRING, CUSHION-PISTN. STEM			
BU20-19-368	1				

AUNA04

CAT. AUNA04-03

1995-04

1920 TRANSMISSION CASE & MAIN CONTROL SYSTEM (AUTOMATIC)



PART NO.	QTY	MODEL/RESTRICTION	MODEL/RESTRICTION	MODEL/RESTRICTION	PAGE-10
19-381	1	PISTON, BAND SERVO			
BV03-19-381	1	(ILLUST. NO.1)			
N451-19-381	1	(ILLUST. NO.2)			
19-384A	1	SEAL, PISTON			
BU10-19-384	1	(ILLUST. NO.1)			
BU55-19-384	1	(ILLUST. NO.2)			
19-385	1	SEAL, PISTON			
BU05-19-385	1	D=49.4MM (ILLUST. NO.1)			
0842-19-385	1	D=36MM (ILLUST. NO.2)			
19-386	1	STEM, PISTON			
0338-19-386A	1				
19-388	2	WASHER, PLAIN			
0338-19-388A	2				
19-389	2	NUT			
0338-19-389	2				
19-391	1	RETAINER, SERVO			
N451-19-391	1				
19-392	1	COVER, SERVO			
1758-19-392A	1				
19-394	1	SEAL, LATHE CUT			
0842-19-394	1				
19-395	1	RING, 'O'			
0338-19-395	1				
19-396A	1	GASKET			
BU46-19-3J4	1	NON ASBESTOS			
19-397	3	BOLT			
1758-19-397	3				

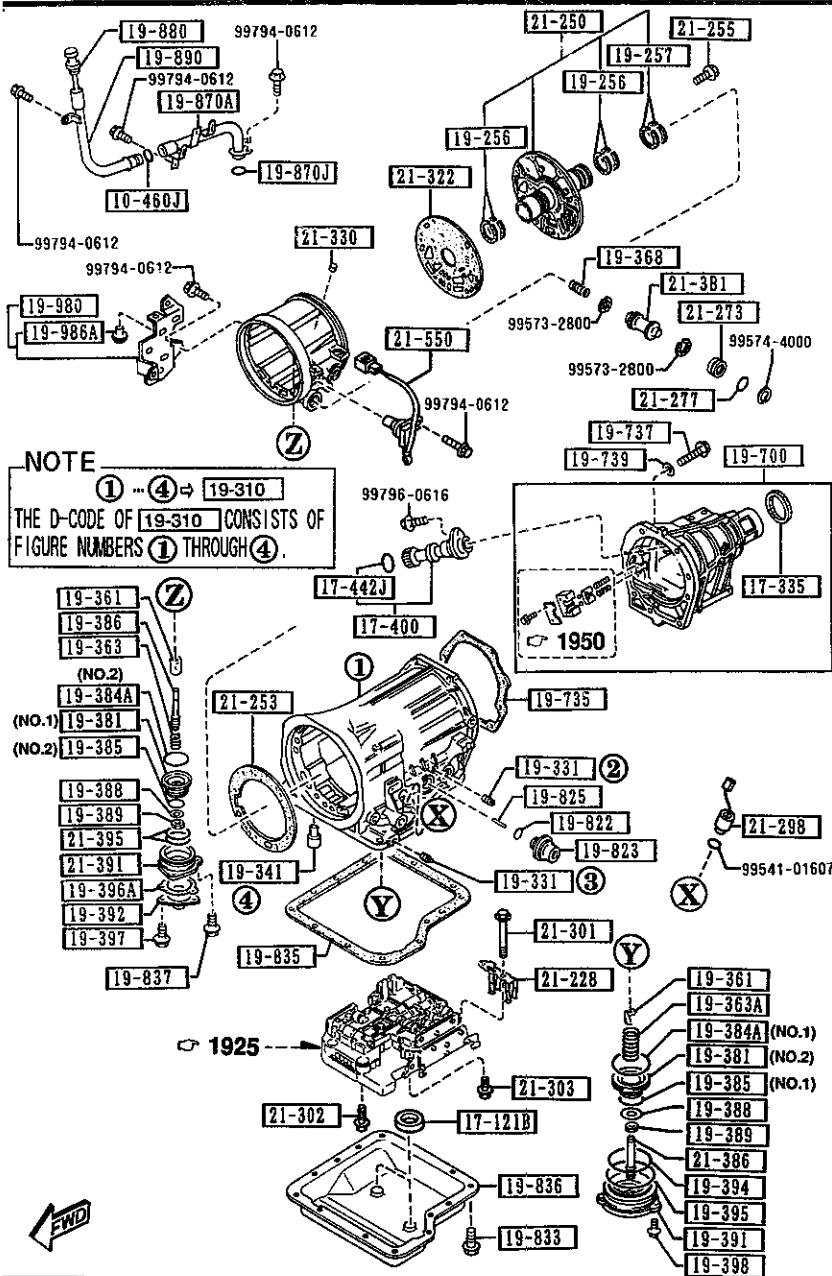
AUNA04

CAT. AUNA04-03

1995-04

1-N-7

1920 TRANSMISSION CASE & MAIN CONTROL SYSTEM (AUTOMATIC)



PART NO.	QTY	MODEL/RESTRICTION	MODEL/RESTRICTION	MODEL/RESTRICTION	FROM-TO
19-836		PAN,OIL			
BV02-19-836	1				
19-837		BOLT,OIL PAN			
0338-19-837	3				
19-870A		TUBE,FILLER			
BU55-19-870	1				
19-870J		RING,'O'			
99541-01601	1				
19-880		GAUGE,OIL LEVEL			
BV55-19-880A	1				
19-890		TUBE,OIL FILTER-UPPER			
BU55-19-890	1				
19-980		BRACKET			
BU55-19-980A	1				
19-986A		BUSH,RUBBER			
BV01-19-986	1				
21-228		HOLDER,SOCKET			
BV01-21-228A	1				
21-250		SUPPORT,DRUM			
BV01-21-250A	1				
21-253		GASKET,DRUM SUPPORT			
BU46-21-2F3	1	NON ASBESTOS			
21-255		BOLT			
BU01-21-255	5				
21-273		PLUG,ACCUMULATOR			
BU01-21-273	1				
21-277		RING,'O'			

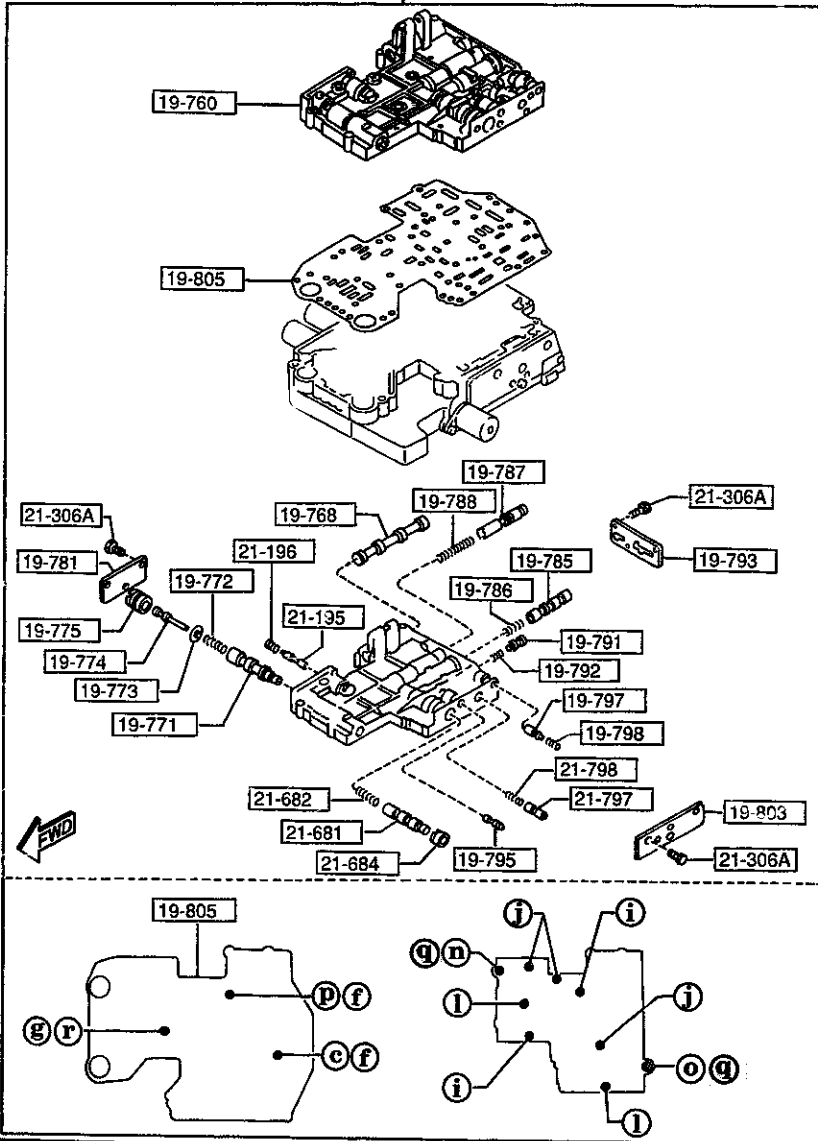
AUNA04

CAT. AUNA04-03

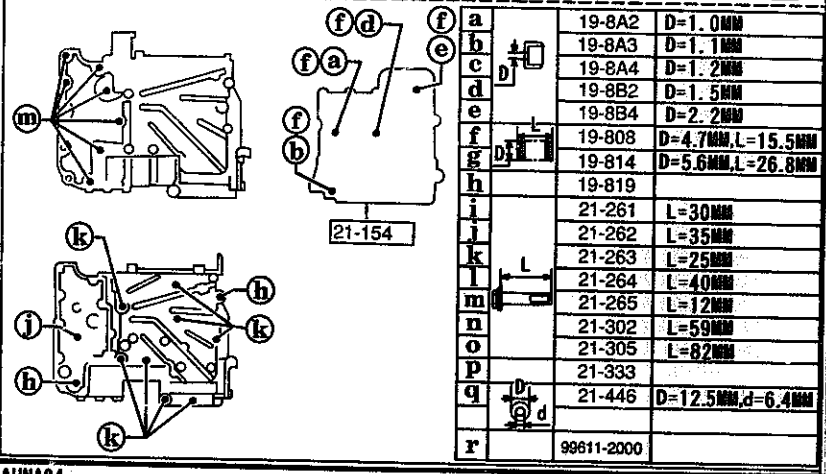
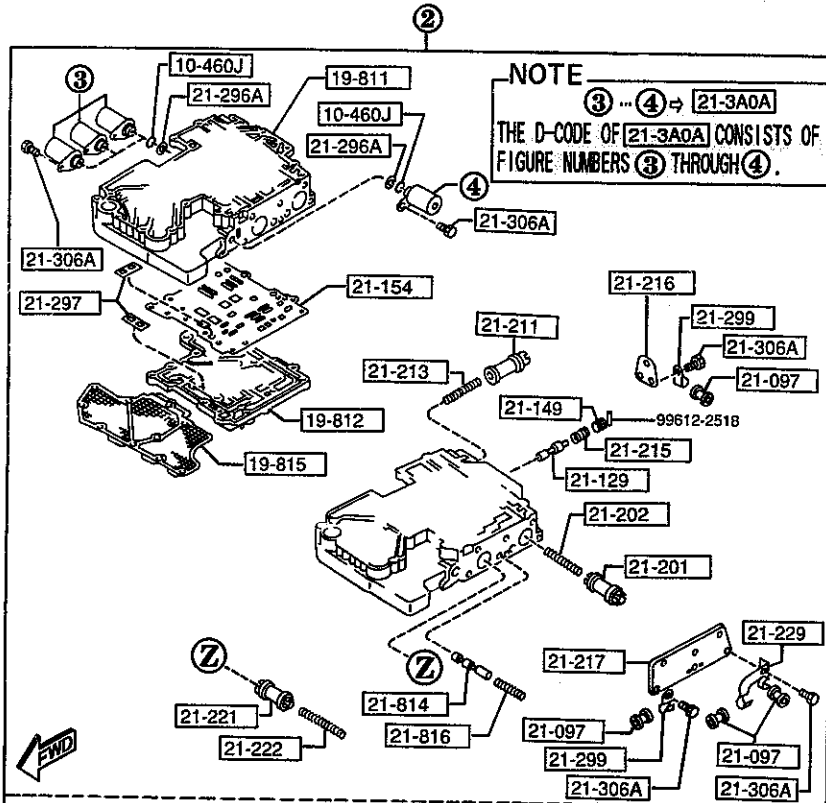
1995-04

NOTE

① ... ② ⇒ 19-750
 THE D-CODE OF 19-750 CONSISTS OF
 FIGURE NUMBERS ① THROUGH ②.



PART NO.	QTY	MODEL/RESTRICTION	MODEL/RESTRICTION	MODEL/RESTRICTION	FROM-TO
10-460J		RING, 'O'			
99541-00707	4				
19-750		VALVE, CONTROL			
N451-19-750	1				
19-760		BODY, CONTROL VALVE-U			
BV01-19-760F	1				
19-768		VALVE, MANUAL			
BU91-19-768	1				
19-771		VALVE, REGULATOR			
BV01-19-771	1				
19-772		SPRING, REGULATOR			
0338-19-772	1				
19-773		SEAT, REGULATOR SPRING			
0338-19-773	1				
19-774		PLUG, REGULATOR			
N451-19-774	1				
19-775		SLEEVE, REGULATOR PLUG			
N451-19-775	1				
19-781		PLATE, SIDE 'D'			
1758-19-781	1				
19-785		VALVE, 1-2 SHIFT			
BV01-19-785	1				
19-786		SPRING, 1-2 SHIFT			
BV11-19-527	1				
19-787		VALVE, 2-3 SHIFT			
N451-19-787	1				
19-788		SPRING, 2-3 SHIFT			
N451-19-788	1				



PART NO.	QTY	MODEL/RESTRICTION	MODEL/RESTRICTION	MODEL/RESTRICTION	FROM-TO
19-791		VALVE, MODIFIER			
0338-19-791A	1				
19-792		SPRING, MODIFIER			
BV01-19-792	1				
19-793		PLATE, SIDE 'A'			
BV01-19-793	1				
19-795		VALVE, THROTTLE			
N451-19-795	1				
19-797		VALVE, THROTTLE BACK-UP			
BV01-19-797A	1				
19-798		SPRING, THROTTLE BACK-UP			
N451-19-798	1				
19-8A2		VALVE, ORIFICE CHECK			
BV01-19-8A2	1				
19-8A3		VALVE, ORIFICE CHECK			
BV01-19-8A3	1				
19-8A4		VALVE, ORIFICE CHECK			
BV01-19-8A4	1				
19-8B2		VALVE, ORIFICE CHECK			
BV01-19-8B2	1				
19-8B4		VALVE, ORIFICE CHECK			
BV01-19-8B4	1				
19-803		PLATE, SIDE 'B'			
BV01-19-803	1				
19-805		PLATE, SEPARATOR			
BV17-19-805	1				
19-808		SPRING			
0338-19-808	6				

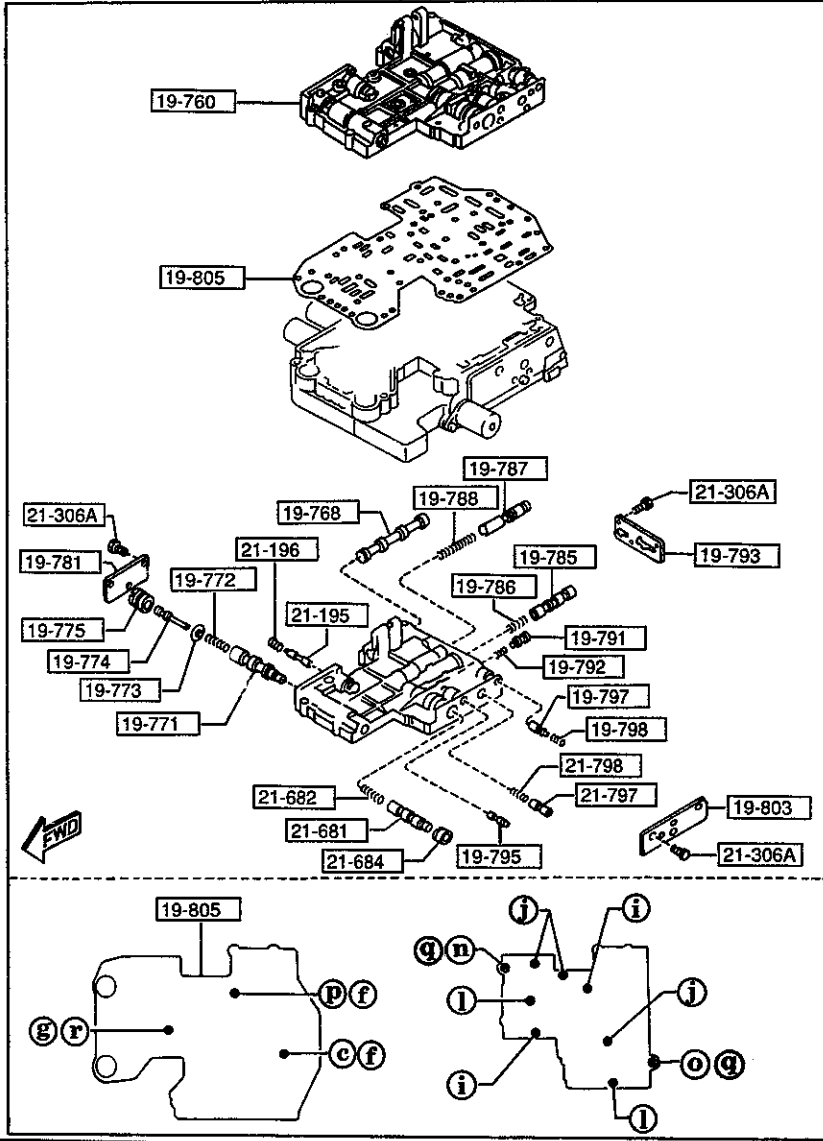
AUNA04

CAT. AUNA04-03

1995-04

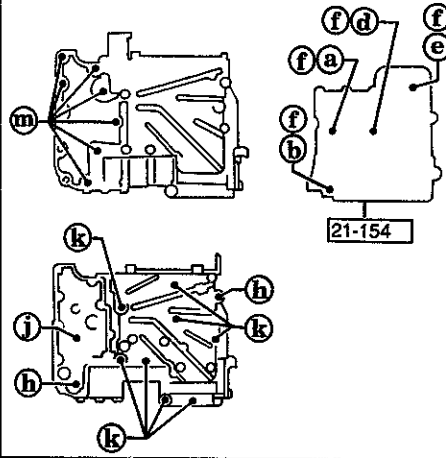
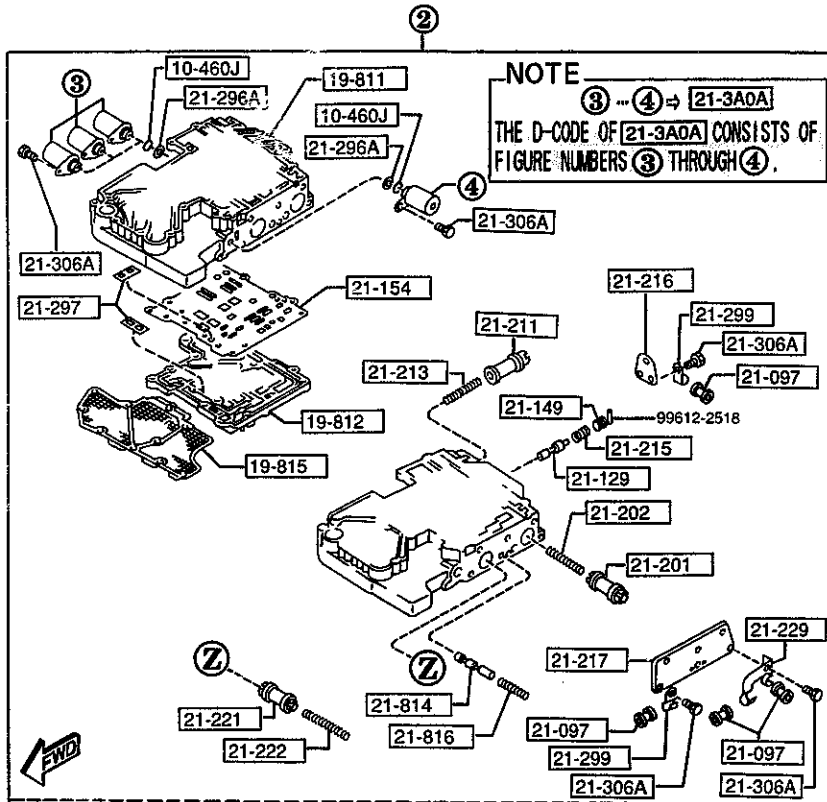
NOTE

① → ② → 19-750
 THE D-CODE OF 19-750 CONSISTS OF
 FIGURE NUMBERS ① THROUGH ②.



PART NO.	QTY	MODEL/RESTRICTION	MODEL/RESTRICTION	MODEL/RESTRICTION	FROM-TO
19-811		BODY, VALVE LWR			
BV01-19-811C	1				-4201
BV02-19-811C	1				4201-
19-812		COVER, VALVE BODY			
BV01-19-812A	1				
19-814		SPRING			
0338-19-814	1				
19-815		STRAINER, OIL			
BV01-19-815	1				
19-819		NUT			
BV01-19-819	2				
21-097		PROTECTOR			
FU01-21-097	4				
21-129		VALVE, 1-2 REDUCING			
BV01-21-129	1				
21-149		PLUG, STOPPER			
BV01-21-149A	1				
21-154		PLATE, SEPARATOR			
N451-21-154	1				
21-195		VALVE, REDUCING			
BV01-21-195	1				
21-196		SPRING, REDUCING			
BV01-21-196	1				
21-201		PISTON, ACCUM			
N451-21-201	1				
21-202		SPRING, ACCUM N-R			
BV06-21-202	1				

4201 NA3***-511601

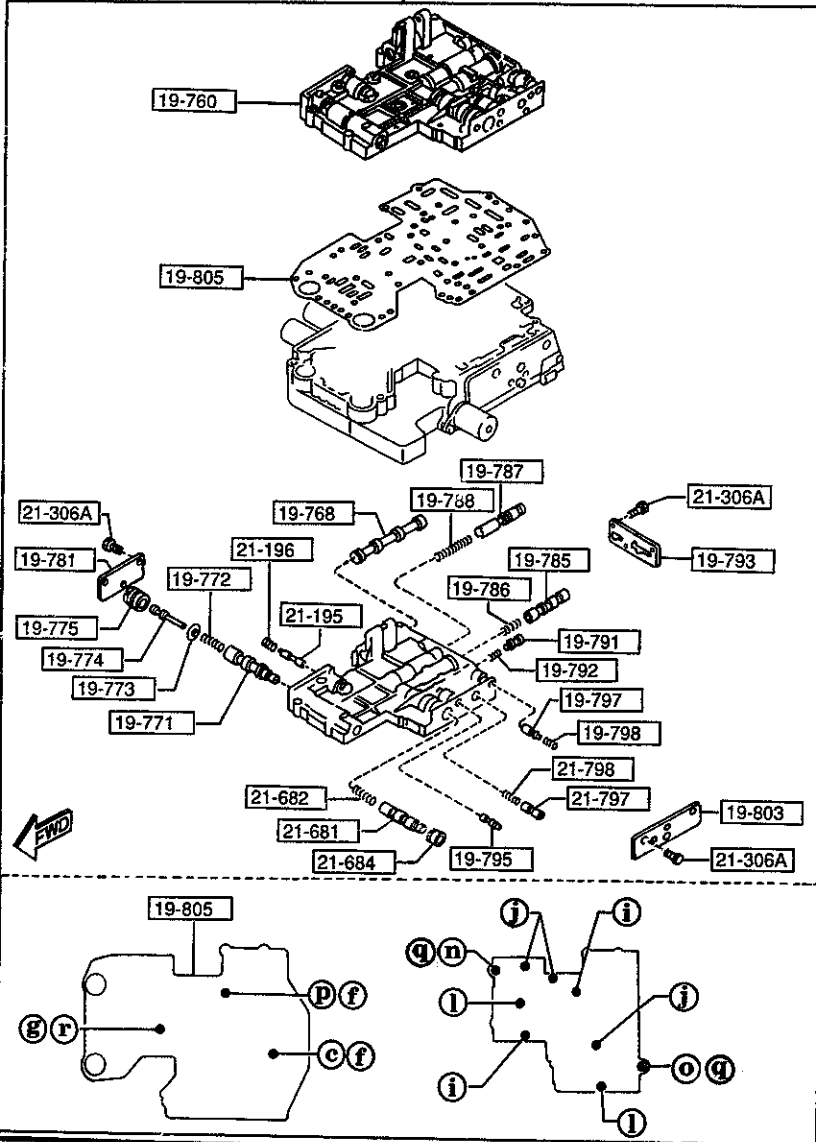


a	19-8A2	D=1.0MM
b	19-8A3	D=1.1MM
c	19-8A4	D=1.2MM
d	19-8B2	D=1.5MM
e	19-8B4	D=2.2MM
f	19-808	D=4.7MM, L=15.5MM
g	19-814	D=5.6MM, L=26.8MM
h	19-819	
i	21-261	L=30MM
j	21-262	L=35MM
k	21-263	L=25MM
l	21-264	L=40MM
m	21-265	L=12MM
n	21-302	L=59MM
o	21-305	L=82MM
p	21-333	
q	21-446	D=12.5MM, d=6.4MM
r	99611-2000	

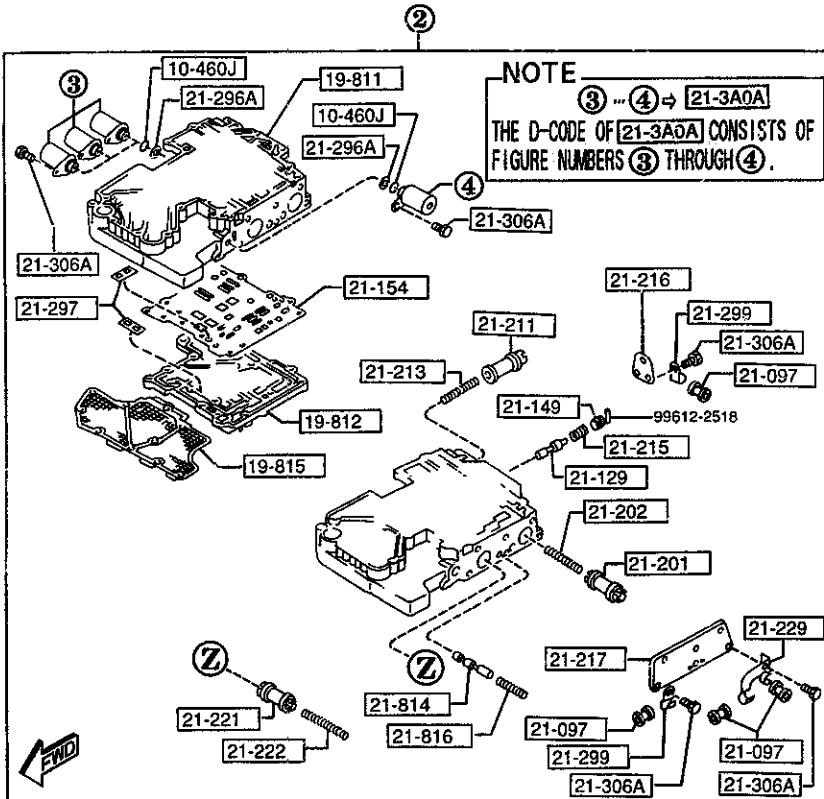
PART NO.	QTY	MODEL/RESTRICTION	MODEL/RESTRICTION	MODEL/RESTRICTION	FROM-TO
21-211		PISTON, N/D ACCUM			
N451-21-211	1				
21-213		SPRING, N/D ACCUM			
BV01-21-213	1				
21-215		SPRING, BY-PASS			
BV02-21-215	1				
21-216		PLATE 'E', SIDE			
BV01-21-216	1				
21-217		PLATE 'F', SIDE			
BV01-21-217	1				
21-221		PISTON, 1/2 ACCUM			
N451-21-221	1				
21-222		SPRING, ACCUM 1-2			
BV02-21-222B	1				
21-229		CLIP			
BV01-21-229A	1				
21-261		BOLT			
N451-21-261	2				
21-262		BOLT			
N451-21-262	4				
21-263		BOLT			
N451-21-263	8				
21-264		BOLT			
N451-21-264	2				
21-265		BOLT			
FU01-21-265C	7				
21-296A		STRAINER, OIL			
BV01-21-296	4				

NOTE

① ... ② → 19-750
 THE D-CODE OF 19-750 CONSISTS OF
 FIGURE NUMBERS ① THROUGH ②.

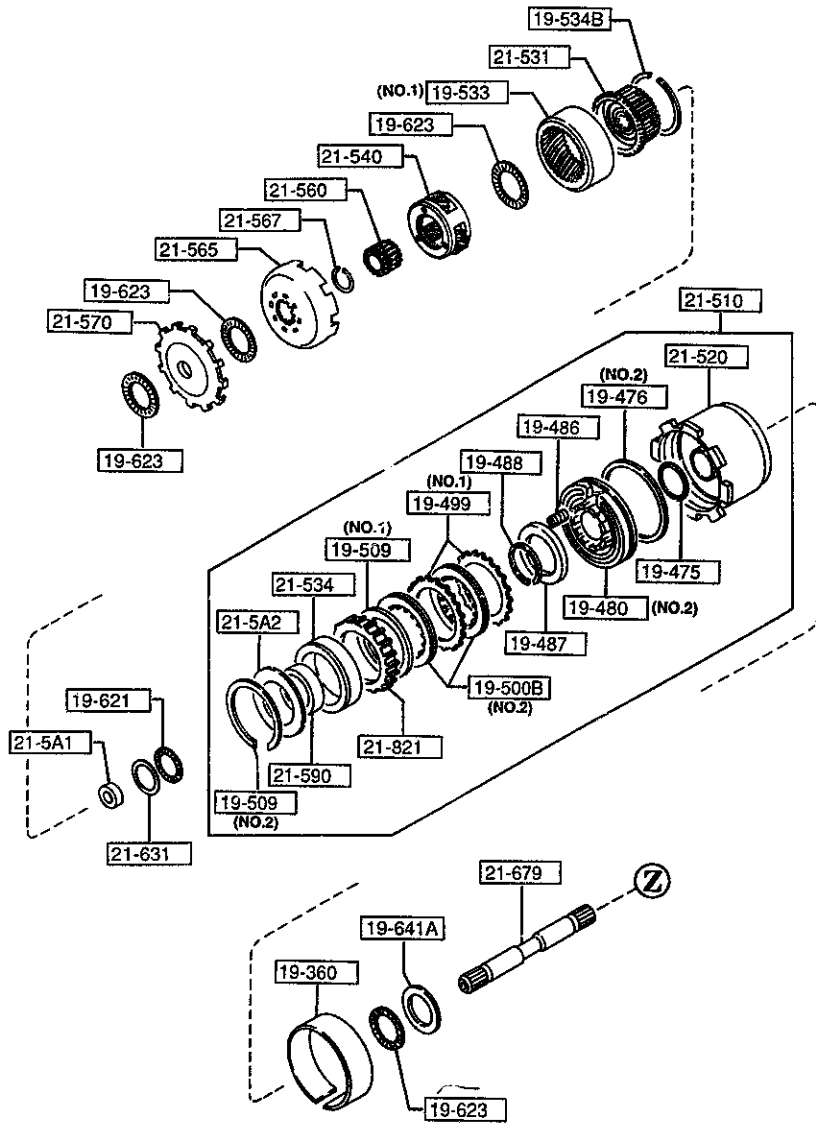


PART NO.	QTY	MODEL/RESTRICTION	MODEL/RESTRICTION	MODEL/RESTRICTION	FROM-TO
21-297		STRAINER, INNER			
BV01-21-297	2				
21-299		CLIP			
BV01-21-299	2				
21-3A0A		VALVE, SOLENOID NO1			
BV01-21-3A0A	1				
21-302		BOLT, CONTROL VALVE			
BV02-21-302	1				
21-305		BOLT			
BV01-21-305B	1				
21-306A		BOLT			
BV01-21-306	22				
21-333		VALVE, ONE WAY			
BV01-21-333	1				
21-446		WASHER, DISHED			
BV01-21-446	2				
21-681		VALVE, SHIFT 3-4			
BV01-21-681	1				
21-682		SPRING, 3-4 SHIFT			
BV01-21-682	1				
21-684		VALVE, 3-4 SHIFT-COAST			
BV01-21-684	1				
21-797		VALVE, CONTROL BACK UP			
BV01-21-797	1				
21-798		SPRING, BACK UP			
BV01-21-798	1				
21-814		SPRING, 3-2 TIMING			
BV01-21-814	1				

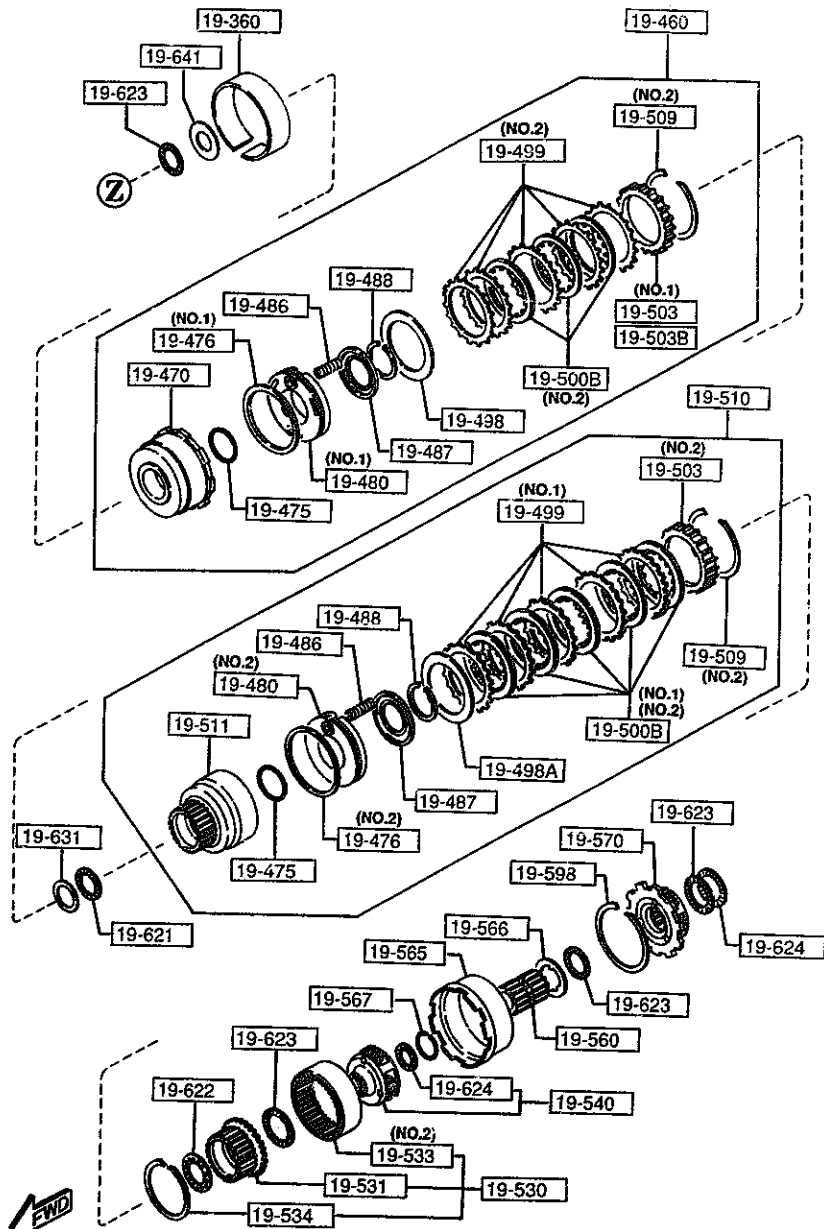


a	19-8A2	D=1.0MM
b	19-8A3	D=1.1MM
c	19-8A4	D=1.2MM
d	19-8B2	D=1.5MM
e	19-8B4	D=2.2MM
f	19-808	D=4.7MM, L=15.5MM
g	19-814	D=5.6MM, L=26.8MM
h	19-819	
i	21-261	L=30MM
j	21-262	L=35MM
k	21-263	L=25MM
l	21-264	L=40MM
m	21-265	L=12MM
n	21-302	L=59MM
o	21-305	L=82MM
p	21-333	
q	21-446	D=12.5MM, d=6.4MM
r	99611-2000	

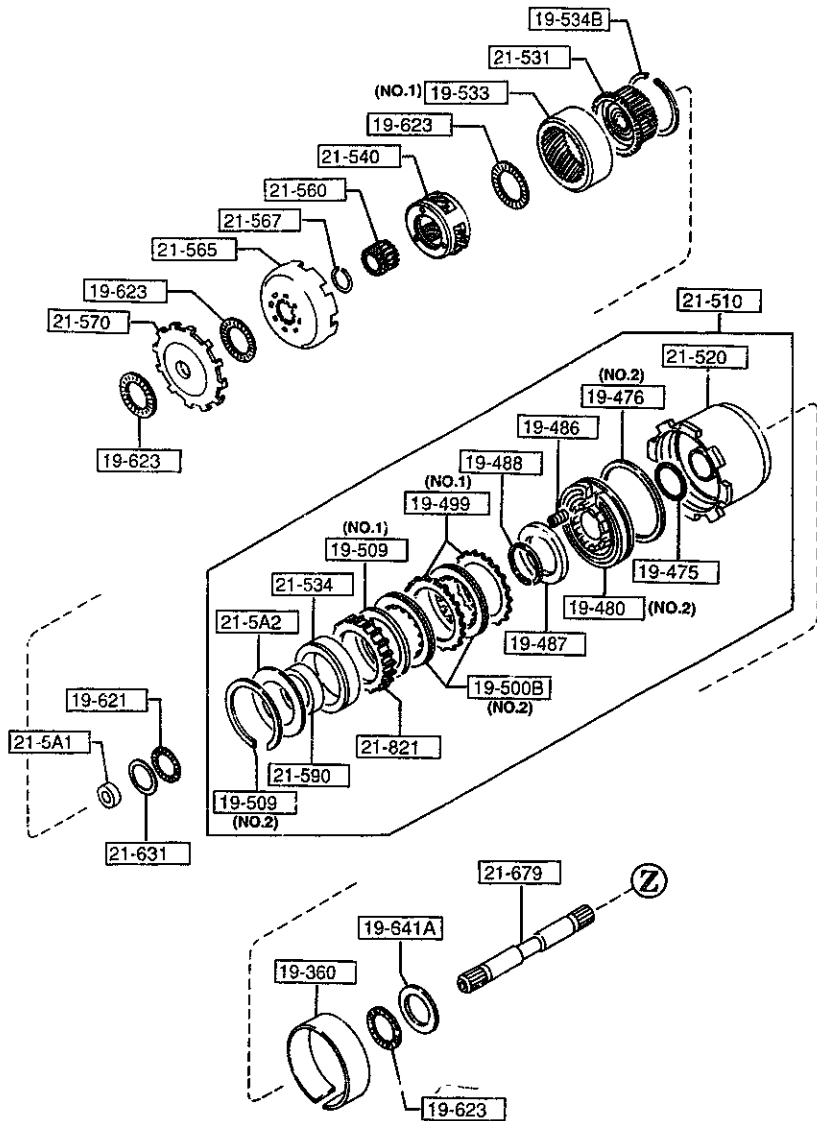
PART NO.	QTY	MODEL/RESTRICTION	MODEL/RESTRICTION	MODEL/RESTRICTION	FROM-TO
21-816	1	SPRING, 3-2 TIMING			
BV01-21-816					



AUNA04



AUNA04



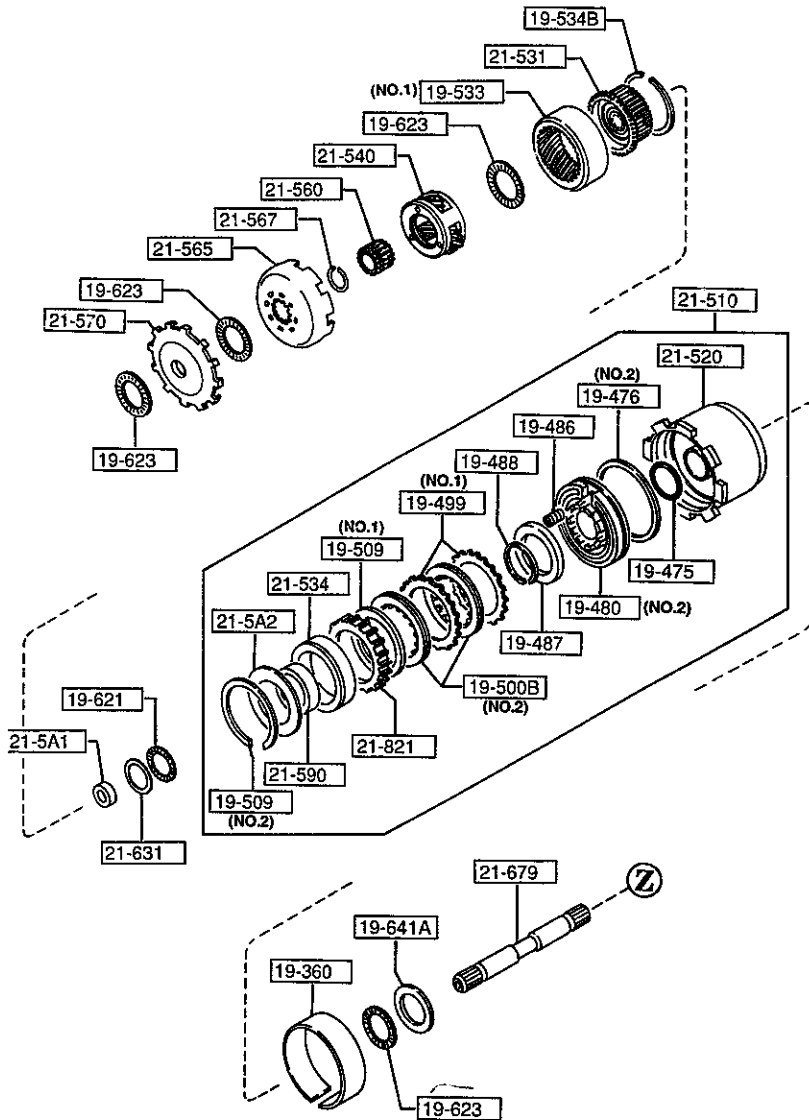
PART NO.	QTY	MODEL/RESTRICTION	MODEL/RESTRICTION	MODEL/RESTRICTION	FROM TO
19-360		BAND, BRAKE			
0338-19-360B	2				
19-460		CLUTCH, FRONT			
N451-19-460	1				
19-470		DRUM, CLUTCH			
N451-19-470	1				
19-475		SEAL, O-RING			
0338-19-475	3				
19-476		SEAL, LATHE CUT			
BV01-19-476	1 (ILLUST. NO.1)				
0338-19-476	2 (ILLUST. NO.2)				
19-480		PISTON, CLUTCH			
BV01-19-480	1 (ILLUST. NO.1)				
0338-19-480	2 (ILLUST. NO.2)				
19-486		SPRING, PISTON RETURN			
0338-19-486	25				
19-487		RETAINER, SPRING			
0338-19-487	3				
19-488		RING, SHAP			
0338-19-488	3				
19-498		PLATE, DISHED			
0338-19-498	1				
19-498A		PLATE, DISHED			
BU17-19-498	1				
19-499		PLATE, DRIVEN			
FT01-19-499	7 (ILLUST. NO.1)				
0338-19-499	5 (ILLUST. NO.2)				
19-500B		PLATE, DRIVEN			



AUNA04

CAT. AUNA04-03

1995-04



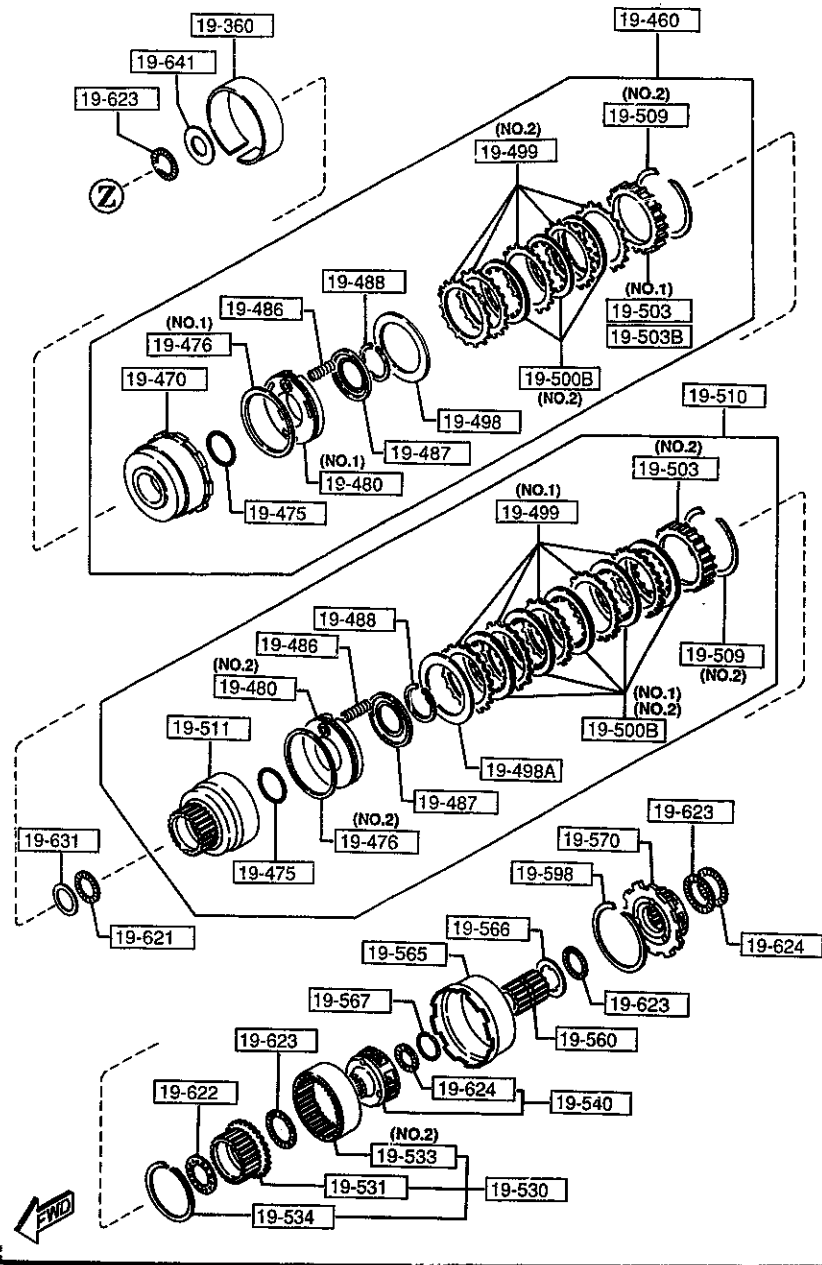
PART NO.	QTY	MODEL/RESTRICTION	MODEL/RESTRICTION	MODEL/RESTRICTION	FROM-TO
19-530		HUB, REAR CLUTCH			
0338-19-530	1				
19-531		HUB, REAR CLUTCH			
0338-19-531	1				
19-533		GEAR, INTERNAL			
BV01-19-533	1 (ILLUST. NO.1)				
0338-19-533A	1 (ILLUST. NO.2)				
19-534		RING, SNAP			
0338-19-534	1				
19-534B		RING, SNAP			
BU03-19-534	1				
19-540		CARRIER, FRONT			
0338-19-540	1				
19-560		GEAR, SUN			
0338-19-560	1				
19-565		SHELL, CONNECTING			
BU27-19-565	1				
19-566		RACE, SHELL BEARING			
0338-19-566	1				
19-567		RING, SNAP			
0338-19-567	1				
19-570		CARRIER, REAR			
0338-19-570	1				
19-598		RING, SNAP			
0338-19-598	1				
19-621		BEARING, NEEDLE			
0338-19-621	2				



AUNA04

CAT. AUNA04-03

1995-04

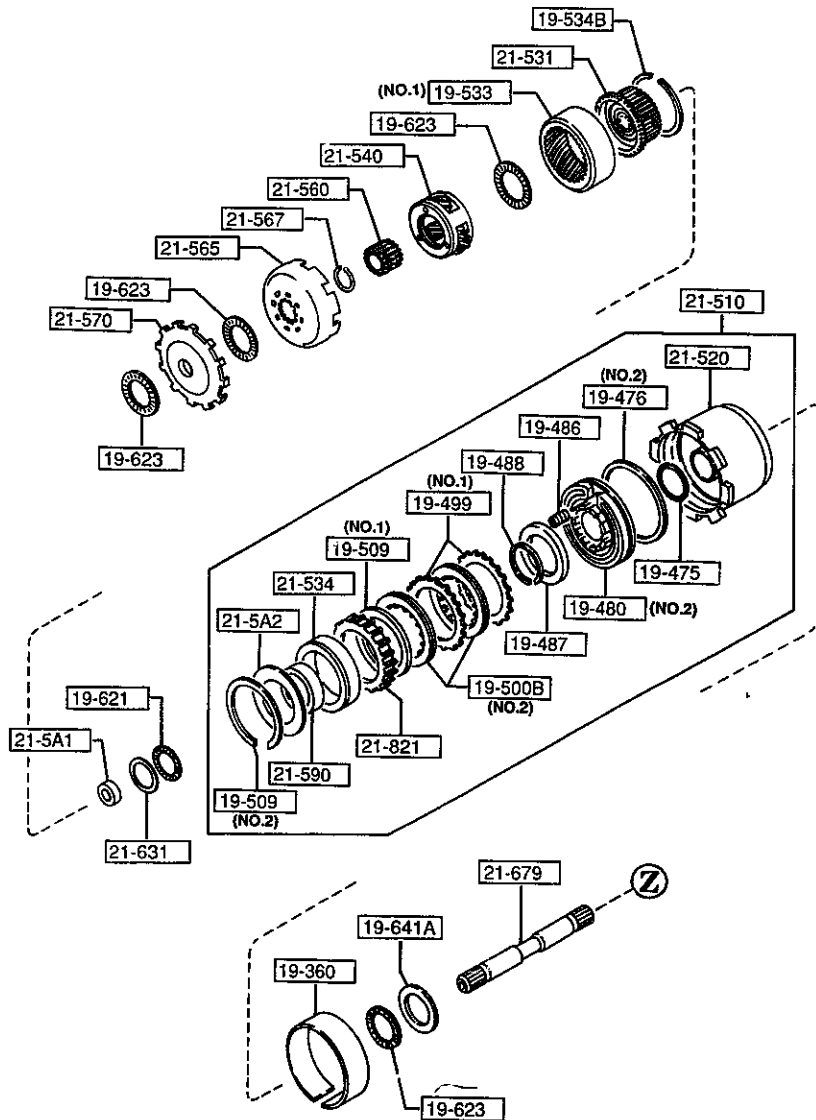


AUNA04

CAT. AUNA04-03

1995-04

PART NO.	QTY	MODEL/RESTRICTION	MODEL/RESTRICTION	MODEL/RESTRICTION	FROM-TO
19-622		BEARING, NEEDLE			
BU91-19-622	1	D=34.7MM			
FT01-19-622	1	D=33.8MM			
19-623		BEARING, NEEDLE			
0338-19-623A	8				
19-624		BEARING, NEEDLE			
0338-19-624	2				
19-631		RACE, BRG. PUMP COVER			
0338-19-631	1	T=1.2MM			
0338-19-632	1	T=1.4MM			
0338-19-633	1	T=1.6MM			
0338-19-634	1	T=1.8MM			
0338-19-635	1	T=2MM			
0338-19-636	1	T=2.2MM			
19-641		WASHER, FRONT CLUTCH			
BV01-19-6C1	1	T=0.8MM			
BV01-19-6C2	1	T=1MM			
BV01-19-6C3	1	T=1.2MM			
BV01-19-6C4	1	T=1.4MM			
BV01-19-6C5	1	T=1.6MM			
BV01-19-6C6	1	T=1.8MM			
BV01-19-6C7	1	T=2MM			
BV01-19-6C8	1	T=2.2MM			



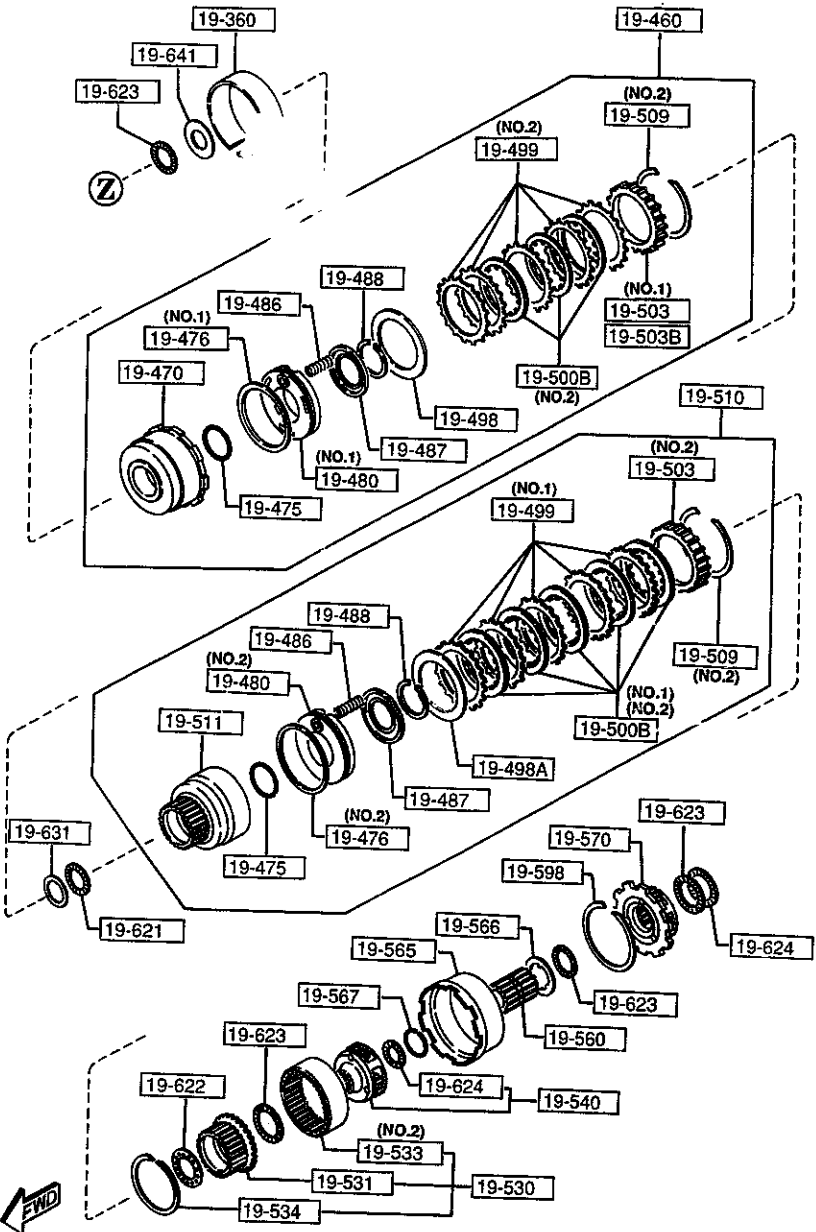
PART NO.	QTY	MODEL/RESTRICTION	MODEL/RESTRICTION	MODEL/RESTRICTION	FRON-TO
19-641A		WASHER			
BV03-19-6C1	1	T=0.8MM			
BV03-19-6C2	1	T=1MM			
BV03-19-6C3	1	T=1.2MM			
BV03-19-6C4	1	T=1.4MM			
BV03-19-6C5	1	T=1.6MM			
BV03-19-6C6	1	T=1.8MM			
BV03-19-6C7	1	T=2MM			
BV03-19-6C8	1	T=2.2MM			
21-5A1		SLEEVE, SEAL-O. D. CARRIER			
BV01-21-5A1	1				
21-5A2		RACE, SIDE-ONE WAY CLUTCH			
BV01-21-5A2	1	T=0.6MM			
BV01-21-5A3	1	T=0.8MM			
BV01-21-5A4	1	T=1MM			
BV01-21-5A5	1	T=1.2MM			
BV01-21-535	1	T=0.4MM			
21-510		CLUTCH, DIRECT			
BV01-21-510B	1				
21-520		DRUM, DIRECT			
BV01-21-530C	1				
21-531		HUB, O/DRIVE CLUTCH			
BV01-21-536	1				
21-534		RACE, OUTER-ONE WAY CLUTCH			
BV01-21-534	1				



AUNA04

CAT. AUNA04-03

1995-04

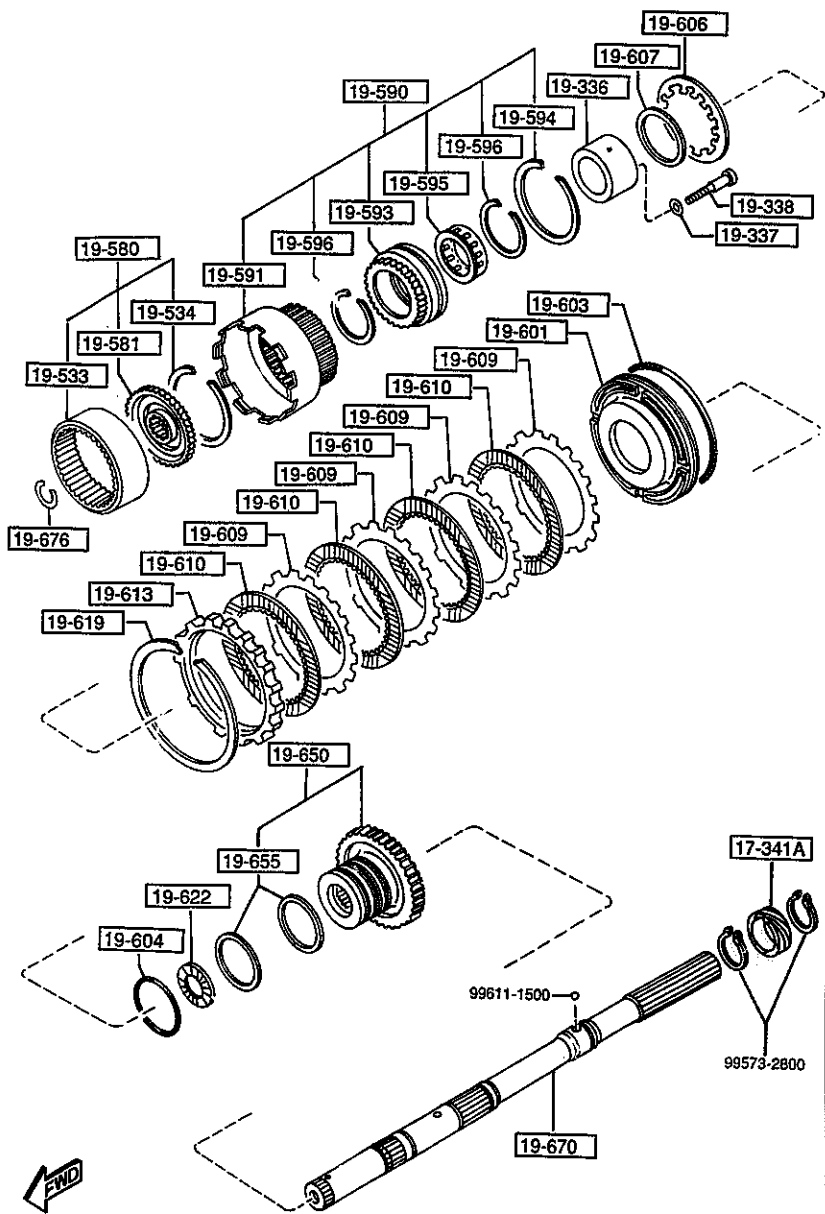


PART NO.	QTY	MODEL/RESTRICTION	MODEL/RESTRICTION	MODEL/RESTRICTION	FROM-TO
21-540		CARRIER, OVER DRIVE			
BV01-21-540B	1				
21-560		GEAR, OVER DRIVE			
BV01-21-560	1				
21-565		CONNECTING, SHELL			
BU03-21-565	1				
21-567		RING, SNAP			
BU03-21-567	1				
21-570		SUPPORT, CENTER			
BV01-21-570A	1				
21-590		CLUTCH, ONE WAY			
BV01-21-533	1				
21-631		RACE, BRG. HUB CLUTCH			
BU01-21-631	1	L=1.2MM			
BU01-21-632	1	L=1.4MM			
BU01-21-633	1	L=1.6MM			
BU01-21-634	1	L=1.8MM			
BU01-21-635	1	L=2MM			
BU01-21-636	1	L=2.2MM			
21-679		SHAFT, INTERMEDIATE			
BU01-21-679	1				
21-821		PLATE, RETAINING			
BV01-21-821A	1				

AUNA04

CAT. AUNA04-03

1995-04



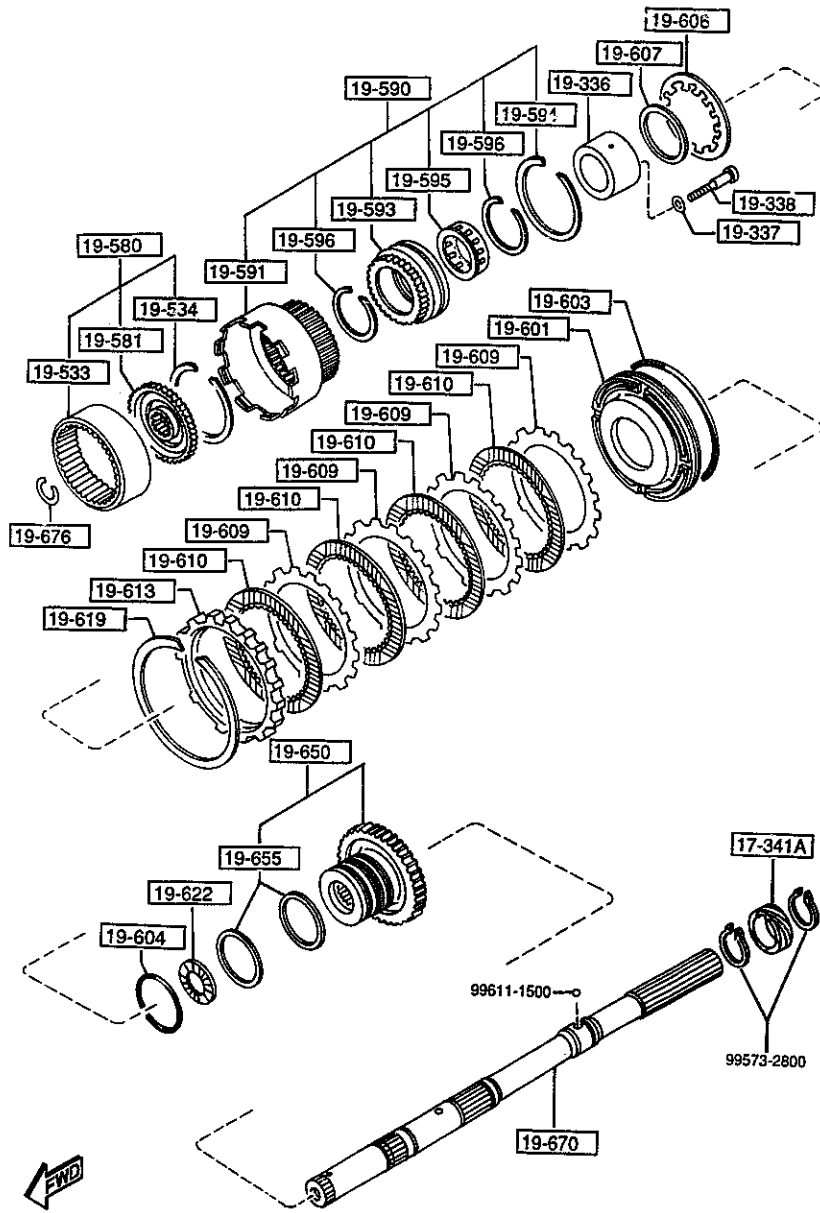
PART NO.	QTY	MODEL/RESTRICTION	MODEL/RESTRICTION	MODEL/RESTRICTION	FROM-TO
17-341A		GEAR, SPEEDO. DRIVE			
1281-17-341	1				
19-336		RACE, INNER			
0338-19-336	1				
19-337		WASHER, PLAIN			
0338-19-337	8				
19-338		BOLT			
0338-19-338	8				
19-533		GEAR, INTERNAL			
0338-19-533A	1				
19-534		RING, SNAP			
0338-19-534	1				
19-580		FLANGE			
0338-19-580	1				
19-581		FLANGE, DRIVE			
*0338-19-581	1				
19-590		DRUM, CONNECTING			
0338-19-590	1				
19-591		DRUM, CONNECTING			
0338-19-591	1				
19-593		RACE, OUTER			
0338-19-593	1				
19-594		RING, SNAP			
0338-19-594	1				
19-595		CLUTCH, ONE WAY			
0338-19-595	1				
19-596		RING, SNAP			
0338-19-596	2				

AUNA04

CAT. AUNA04-03

1995-04

1940 GOVERNOR, LOW & REVERSE PISTON (AUTOMATIC)



PART NO.	QTY	MODEL/RESTRICTION	MODEL/RESTRICTION	MODEL/RESTRICTION	FROM-TO
19-601		PISTON,LOW & REVERSE			
BT08-19-600	1				
19-603		SEAL,PISTON			
0338-19-603	1				
19-604		SEAL,O'RING			
0338-19-604	1				
19-606		SPRING,PISTON			
0338-19-606	1				
19-607		RING,SNAP			
0338-19-607	1				
19-609		PLATE,DRIVEN			
0338-19-609	4				
19-610		PLATE,DRIVEN			
BU17-19-610	4				
19-613		PLATE,RETAINING			
0338-19-613A	1	T=11.8MM			
0338-19-614A	1	T=12MM			
0338-19-615A	1	T=12.2MM			
0338-19-616A	1	T=12.4MM			
0338-19-617A	1	T=12.6MM			
0338-19-618A	1	T=12.8MM			
19-619		RING,SNAP			
0338-19-619	1				
19-622		BEARING,NEEDLE			
BU91-19-622	1	D=34.7MM			
FT01-19-622	1	D=33.8MM			

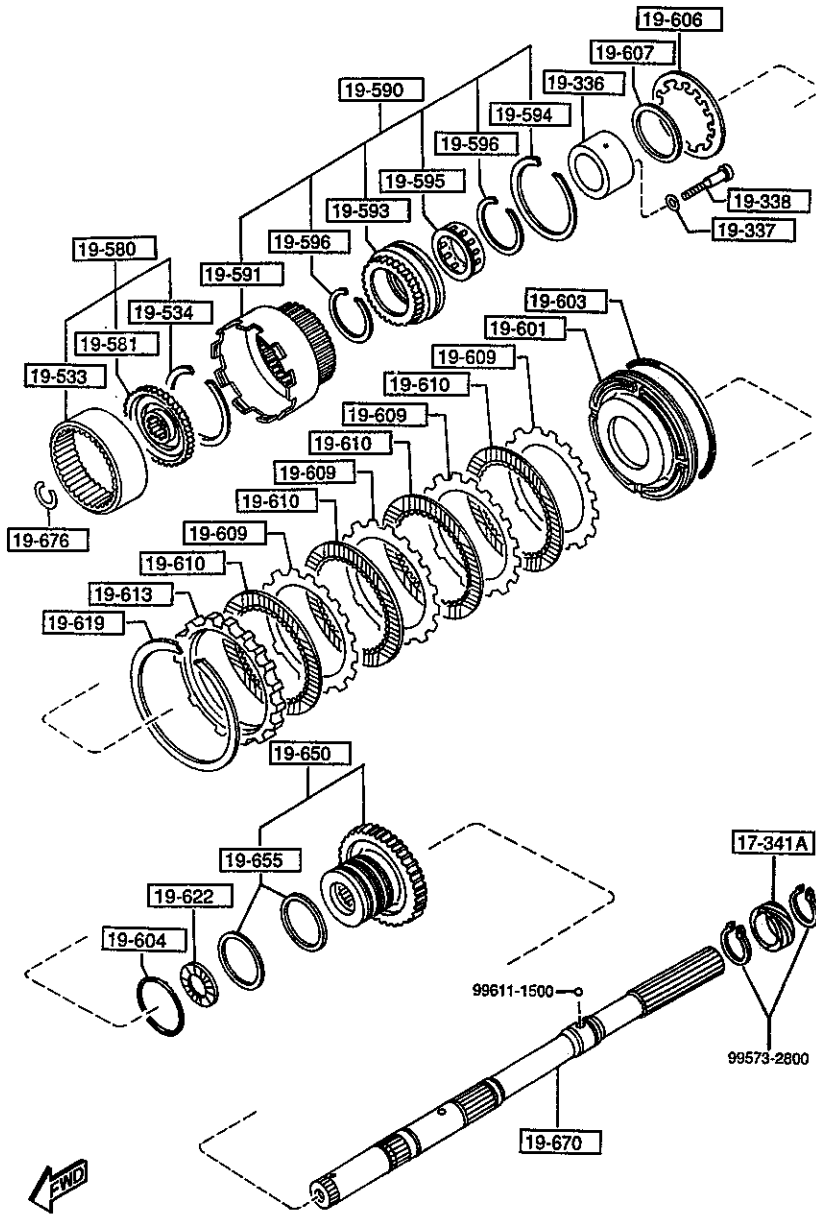
AUNA04

CAT. AUNA04-03

1995-04

1940 GOVERNOR, LOW & REVERSE PISTON (AUTOMATIC)

1940 -3 * GOVERNOR, LOW & REVERSE PISTON (AUTOMATIC)



PART NO.	QTY	MODEL/RESTRICTION	MODEL/RESTRICTION	MODEL/RESTRICTION	FROM-TO
19-650		DISTRIBUTOR, OIL			
BV01-19-650	1				
19-655		RING, SEAL			
BV01-19-655	2				
19-670		SHAFT			
BU55-19-670	1				
19-676		RING			
0338-19-676	1				

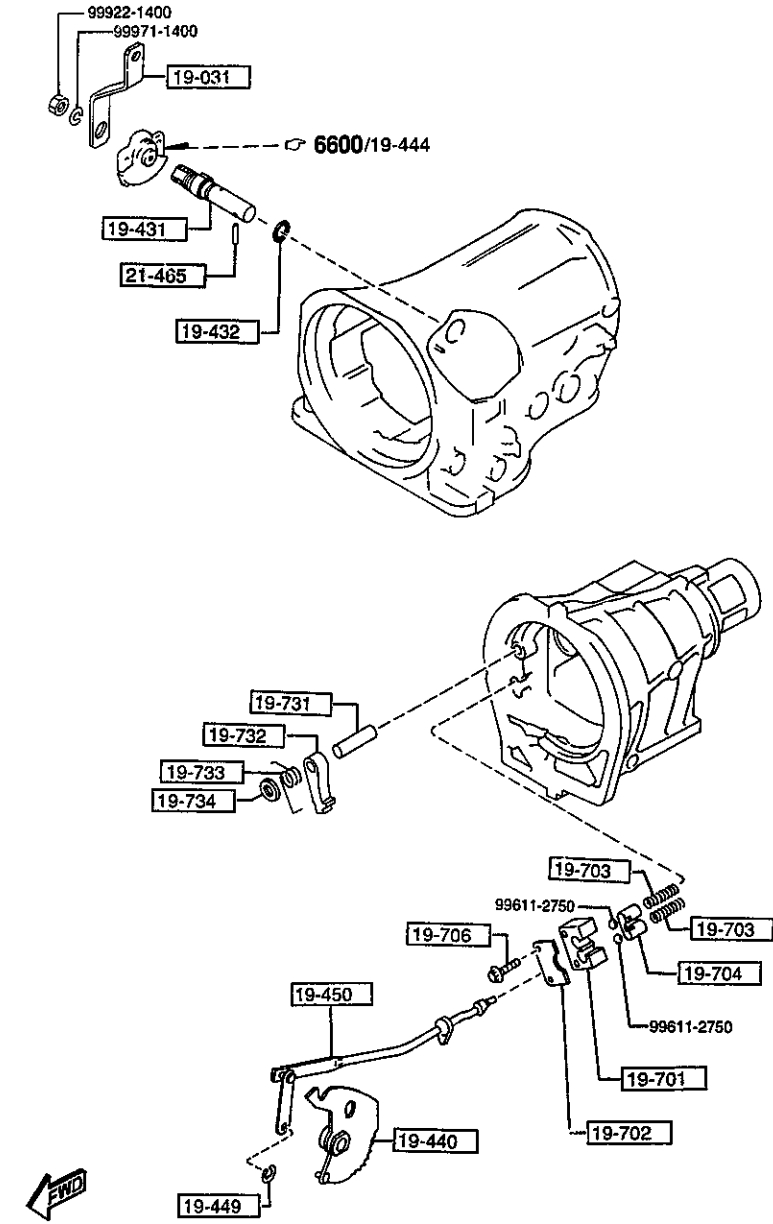
AUNA04

CAT. AUNA04-03

1995-04

1950 MANUAL LINKAGE SYSTEM (AUTOMATIC)

1950 -1 MANUAL LINKAGE SYSTEM (AUTOMATIC)



PART NO.	QTY	MODEL/RESTRICTION	MODEL/RESTRICTION	MODEL/RESTRICTION	FROM-TO
19-031		LEVER, SELECT			
BU55-19-031	1				
19-431		SHAFT, MANUAL			
BU67-19-431	1				
19-432		RING, "O"			
0338-19-432	1				
19-440		PLATE, MANUAL			
BU56-19-440	1				
19-449		RING, SNAP			
0338-19-449	1				
19-450		RDD, PARKING			
BU17-19-450	1				
19-701		SUPPORTER, ACTUATOR			
BU17-19-701	1				
19-702		PLATE, RETAINING			
0338-19-702A	1				
19-703		SPRING, BALL PARK			
BU17-19-703	2				
19-704		RETAINER			
BU17-19-704	1				
19-706		BOLT			
0338-19-706	1				
19-731		SHAFT, PARKING PAWL			
0338-19-731	1				
19-732		PAWL, PARKING			
BU17-19-732	1				
19-733		SPRING, PAWL RETURN			
0338-19-733C	1				

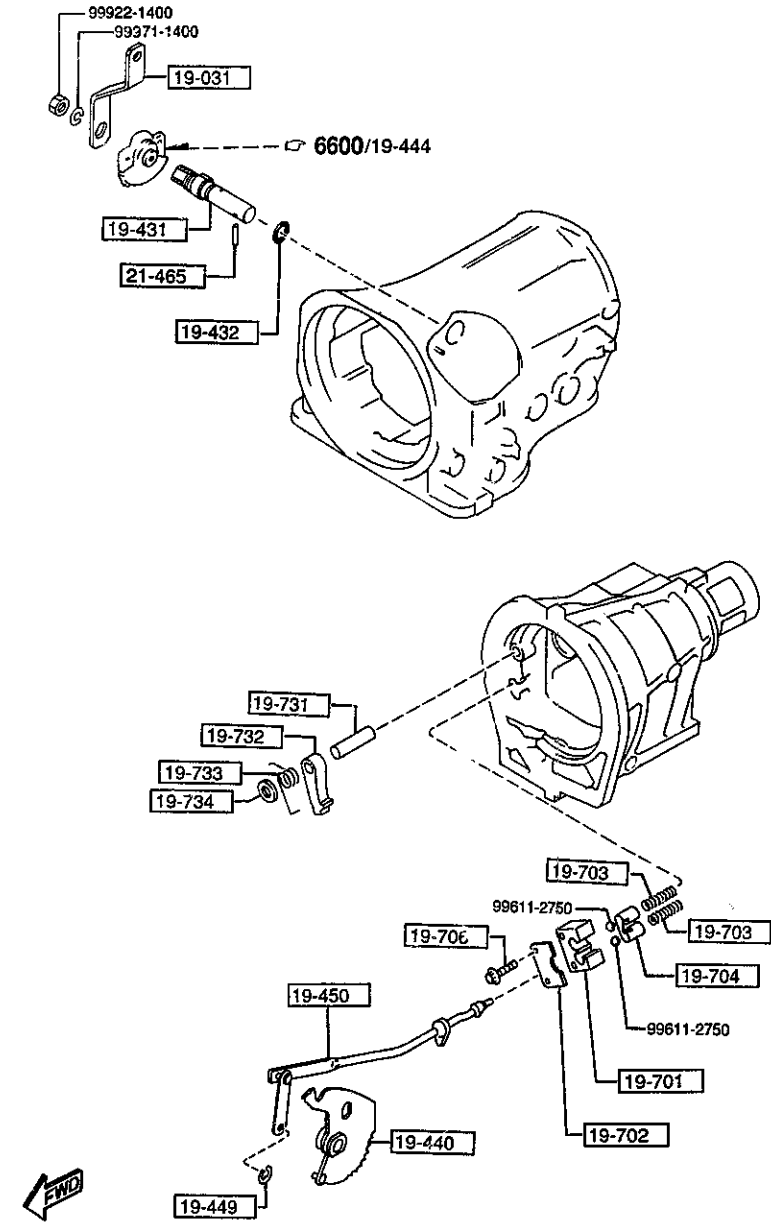
AUNA04

CAT. AUNA04-03

1995-04

1950 MANUAL LINKAGE SYSTEM (AUTOMATIC)

1950 -2 * MANUAL LINKAGE SYSTEM (AUTOMATIC)



PART NO.	QTY	MODEL/RESTRICTION	MODEL/RESTRICTION	MODEL/RESTRICTION	FROM-TO
19-734		SPACER, DOWEL			
0338-19-734A	1				
21-465		PIN, SPRING-PARKING ROD			
BU67-21-465	1				

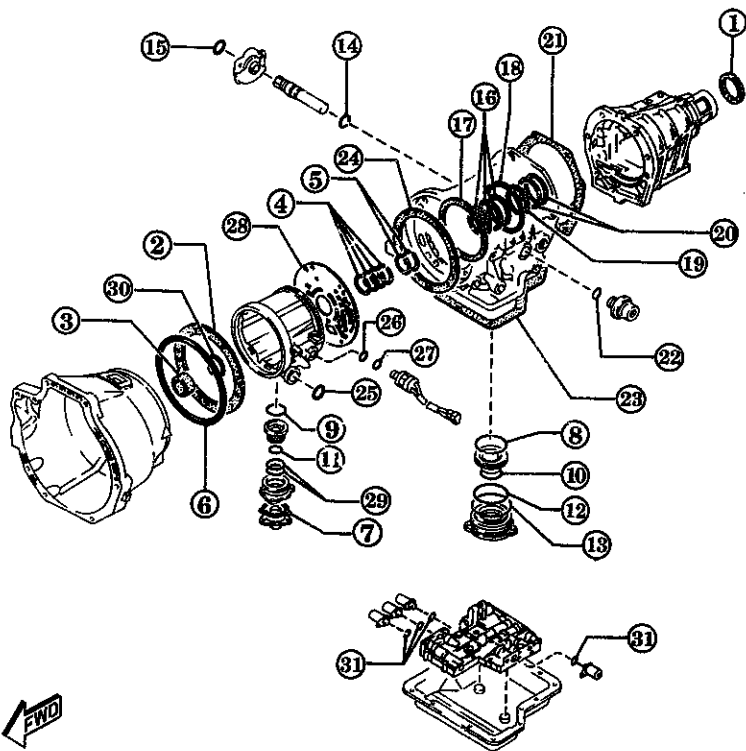
AUNA04

CAT. AUNA04-03

1995-04

22-900

- 1-SEAL, OIL..... (1)
- 2-GASKET, OIL PUMP..... (1)
- 3-SEAL, OIL..... (1)
- 4-RING, SEAL..... (4)
- 5-RING, SEAL..... (2)
- 6-SEAL, CUT RING..... (1)
- 7-GASKET..... (1)
- 8-SEAL, PISTON..... (1)
- 9-SEAL, PISTON..... (1)
- 10-SEAL, PISTON..... (1)
- 11-SEAL, PISTON..... (1)
- 12-SEAL, LATHE CUT..... (1)
- 13-RING, "O"..... (1)
- 14-RING, "O"..... (1)
- 15-RING, "O"..... (1)
- 16-SEAL, "O" RING..... (3)
- 17-SEAL, LATHE CUT..... (1)
- 18-SEAL, PISTON..... (1)
- 19-SEAL, "O" RING..... (1)
- 20-RING, SEAL..... (2)
- 21-GASKET, EXTENTION..... (1)
- 22-SEAL, "O" RING..... (1)
- 23-GASKET, OIL PAN..... (1)
- 24-GASKET, DRUM SUPPORT..... (1)
- 25-RING, "O"..... (1)
- 26-RING, "O"..... (1)
- 27-RING, "O"..... (1)
- 28-GASKET, O/DRIVE CASE..... (1)
- 29-RING, "O"..... (2)
- 30-RING, "O"..... (1)
- 31-RING, "O"..... (4)



AUNA04

CAT. AUNA04-03

1995-04

PART NO.	QTY	MODEL/RESTRICTION	MODEL/RESTRICTION	MODEL/RESTRICTION	FROM-TO
22-900		GASKET & SEAL KIT			
N451-22-900	1				